


# BendPak.

Trust built in.™



Vehicle Lifts ▪ Parking Solutions ▪ Wheel Service  
Shop Equipment ▪ Cooling Systems & More





**Apparel Now Available!**  
Shop at [BendPak.com/Apparel](https://www.bendpak.com/apparel)



2-Post Clearfloor Lifts .....	4-5
2-Post Floorplate Lifts .....	6
EV Battery Scissor Lifts .....	7
Heavy-Duty Clearfloor Lifts .....	8-9
EV12DPS 8-Arm Lift .....	10
2-Post Optional Accessories .....	11
4-Post Light-Duty .....	13-15
4-Post Optional Accessories .....	16
4-Post Medium-Duty .....	17
4-Post Heavy-Duty .....	18
Alignment Lifts .....	19
Rolling Bridge Jacks .....	20
Portable Column .....	21
Lift Scissor Lifts .....	22-23
AutoPucks .....	24
Nationwide Installation .....	25
Power Units .....	26
Portable 2-Post Lifts .....	27
Portable Lifts .....	28-29
Parking & Storage Lifts .....	30-33
APEX Ramps .....	34-35
JackPak Portable Power Pack .....	37
Pipe Benders .....	38
Air Compressors .....	39
Tire Changers .....	40-41
Wheel Balancers .....	42-43
APEX Wheel Service .....	44
Brake Lathes .....	45
Jacks & Lifting .....	46-48
Motorcycle Lifts .....	49
Shop Equipment .....	50-55
Ergochair .....	56
Coolee Portable Air Coolers .....	57
Cool Boss Evaporative Air Coolers .....	58-59
HVLS Industrial Ceiling Fans .....	60
Shipping .....	61
About BendPak .....	62-63

## GENERAL DISCLAIMER

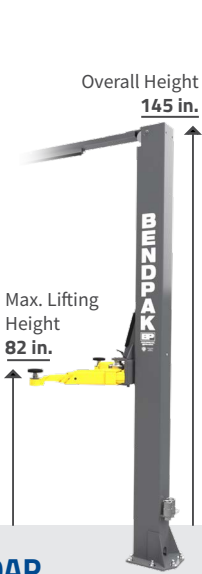
BENDPAK warrants to the original purchaser only that all products shown in this catalog conform to BENDPAK published specifications and are free from defects in material or workmanship. In no event will BENDPAK be liable to you or to anyone else for any decision made or action taken by you or anyone else in reliance on information obtained from this catalog. BENDPAK has exclusive title and ownership rights, including all intellectual property right, throughout the world in all material and content contained on these pages. Materials, design, specifications, images and other content within this catalog are subject to change. BENDPAK does not take responsibility for improper use or any results thereof. BENDPAK products are provided and sold as is without any express or implied warranties including warranties of merchantability or fitness for particular purpose. In no event will BENDPAK be liable for any special, incidental, or consequential damages based on breach of warranty, breach of contract, negligence, strict tort, or any other legal theory. Damages that BENDPAK will not be responsible for include but are not limited to: loss of profits; loss of savings or revenue; loss of use of the product or any associated equipment; cost of capital; cost of any substitute equipment, facilities, or services; downtime; the claims of third parties, including customers; and injury to property. This limitation does not apply to damages caused by breach of the warranty of title and against infringements or to claims for personal injury. Unless modified in a writing signed by both parties, it is understood that BENDPAK published warranties are to be the complete and exclusive agreement between the parties. For complete and full warranty details contact BENDPAK at 1-800-253-2363 or visit bendpak.com.

Equipment models shown in this catalog may be available in different voltages upon request.



### AP-SERIES™

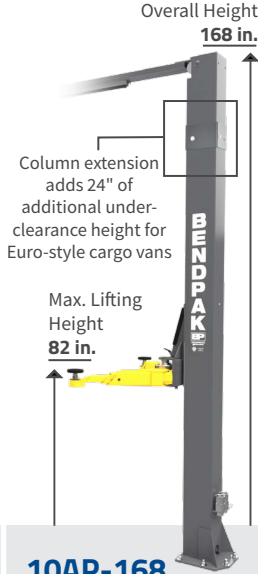
### 10,000 LB. CAPACITY



#### 10AP

#5175304

This is our standard model that features 73" of lifting height and an overhead beam height of just 145" for shops with lower ceiling clearances.



#### 10AP-168

#517305

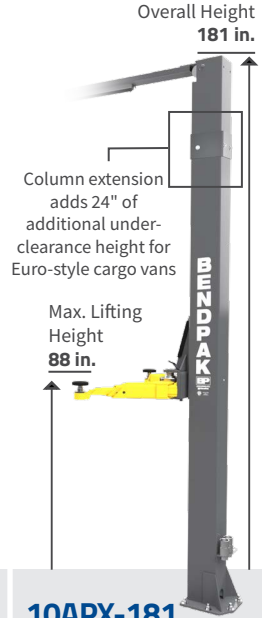
This model features an upper crossbar that's positioned two feet higher to accommodate high roof cargo vans. Features 73" of lifting height and an overhead beam height of 168".



#### 10APX

#5175306

Taller technicians are sometimes at a disadvantage while working under a standard-rise lift. This high-rise model features 79.5" of lifting height and an overhead beam height of 157".



#### 10APX-181

#5175307

Like our 10APX, this high-rise model also features 79.5" of lifting height, but it comes with an overhead beam height of 181" to accommodate high-roof cargo vans.

Overall Width: 135 in. / 3,431 mm (Narrow) 145 in. / 3,683 mm (Wide). Maximum Lifting Height is maximum lifting height of lift with contact pads adjusted to high setting and with both tall and medium adapters installed (Sold Separately).

## OPTIONAL ACCESSORIES



**5" Tall Adapter**  
#5215759 / Set of 4



**2.5" Medium Adapter**  
#5215758 / Set of 4



**2.25" Low Adapter**  
#5215757 / Set of 4



**Steel Lift Pads**  
#5215763 / Set of 4



**Repl. Urethane Pads**  
#5700227 / Set of 4



**Frame Cradle Pads**  
#5215761 / Set of 4



**Wide Frame Cradle Pads**  
#5215848 / Set of 2



**Air Electric Work Station**  
#5210438 / WSA-100

# RAISING THE STANDARDS OF EXCELLENCE

AP SERIES | Two-Post Lift

**PRO SERIES INCLUDES:**



Medium Adapters



Tall Adapters



Frame Cradle Pads



Air-Electric Workstation



Certified to meet the standards of ANSI/ALI ALCVT: 2017



Adaptable Design  
Symmetric or Asymmetric

LEARN MORE



**ASARS** AUTOMATIC SWING ARM RESTRAINT SYSTEM

Pictured workstation available as an optional accessory or on the Pro Series Models.

**PRO SERIES**

Take vehicle service to the next level with the Pro Series. Each Pro Series comes complete with its respective lift, sets of adapters, cradle pads, and the WSA-100 air-electric workstation.

**10AP PRO**

#5175639

**10AP-168 PRO**

#5175644

**10APX PRO**

#5175648

**10APX-181 PRO**

#5175649

**Wheel Spotting Dish Kit**  
#5215875

**NEW!**



Includes  
Two 8mm x 50mm anchors

Compatible with Most 2-Post, Above-Ground, or In-Ground Lifts  
Heavy-Duty Steel Construction / Anti-Slip Ribbed Surfaces  
Dimensions - 14" x 12" x 1"



# 2-Post Floorplate

## Series Features & Specifications

### SERIES FEATURES:

- Adjustable width design
- Dual hydraulic lifting cylinders
- Single-piece columns
- Single point safety release
- Drop-end arms for a lower pad height
- Triple-telescoping arms
- Electric / hydraulic system
- Self-lubricating dura-glide UHMW polyethylene bearing system
- Automatic arm restraints
- Telescoping screw pads
- Durable powder coat finish
- Open top design
- Safety locks in each column spaced every 3.75"
- Large steel base plates
- Heavy-duty equalizer cables - 3/8" on 9k & 10k lifts / 12mm on 12k lifts
- Rugged steel construction

**9APF**  
Medium Floorplate  
#5175617

**NEW!**



**ASARS**  
Oversize 360-Degree  
Arm Restraint Gears

**12APF**  
Heavy-Duty  
Floorplate  
#5175670



Includes  
12-Piece Adapter Set



**10AP-SRT**  
Short-Rise Lift  
Floorplate  
#5175610



**12AP-SRT**  
Adaptable Short Lift  
#5175605



Includes  
12-Piece Adapter Set



Model	9APF	12APF	10AP-SRT	12AP-SRT
SKU	#5175617	#5175670	#5175610	#5175605
Lifting Capacity	9,000 lbs.	12,000 lbs.	10,000 lbs.	12,000 lbs.
Max. Lifting Height	73.5"	73.5"	46"	46"
Overall Width	136" or 146"	155"	146"	155"
Overall Height	123"	144.75"	93.5"	93.5"

**AL9LC**  
Medium Floorplate  
#5176250

**NEW!**



Lifting Capacity - 9,000 lbs.  
Max. Lifting Height - 78.5"  
Width - 137.25" / Height - 109.5"



**AL10C**  
Medium Clearfloor  
#5176251

**NEW!**



Lifting Capacity - 10,000 lbs.  
Max. Lifting Height - 78.5"  
Width - 137.25" / Height - 148"



## EV BATTERY & POWERTRAIN LIFTING SYSTEM

**Mobi-EVS EVS3000**  
 Portable EV Battery Lift  
 #5175611

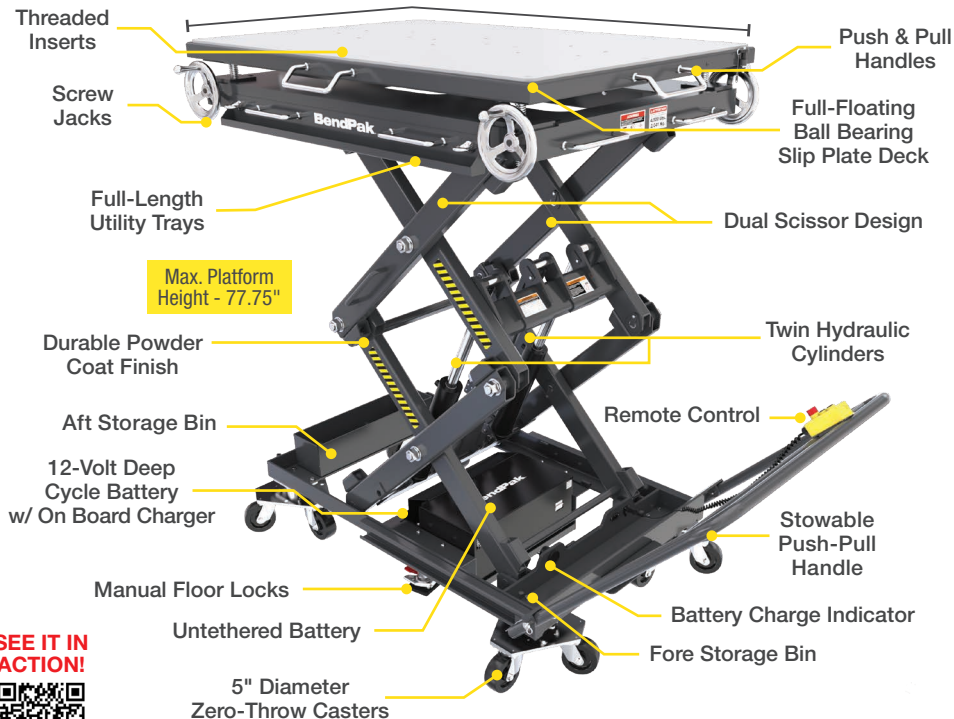
- 3,000 lb. Capacity

**Mobi-EVS EVS4500**  
 Portable EV Battery Lift  
 #5175613

- 4,500 lb. Capacity



Platform Size  
 42.75" x 63"



SEE IT IN ACTION!



## OPTIONAL MOBI-EVS ADAPTERS



**Universal Deck Mount Kit**  
 #5216234



**Fixture Set**  
 #5210458 / Set of 4



**Multi-Point Support Kit**  
 #5216205



**Transmission Support**  
 #5323189



**Telescoping Arm Kit**  
 #5210454 / Set of 4



# Heavy-Duty Clearfloor

## AP Series Features & Specifications

### SERIES FEATURES:

- Dual-synchro equalization system
- Electric / hydraulic power system
- UHMW polyethylene bearings
- Single-piece columns
- Dual "Direct-Drive" cylinders
- Single point safety release
- Automatic arm restraints
- 8-piece stackable adapter pins
- Oversized column base plates
- Padded safety-shutoff bar
- Safety locks in each column
- Heavy-duty 1/2" equalizer cables
- Powder coat finish
- Rubber door bumpers
- Versatile drop in contact pads with convenient storage
- Triple-telescoping arms on 12k lifts
- Extended height top-beam provides greater overhead clearance
- Oversized cable sheave diameter
- Frame cradle lift pads with stackable adapters

### ASARS Automatic Swing Arm Restraint System

**12APX Clearfloor**  
#5175556



Includes  
12-Piece Adapter Set

Lifting Capacity - 12,000 lbs.  
Max. Lifting Height - 79"  
Width - 155.75" / Height - 169"

**12APX-192 Extended Height Clearfloor**  
#5175557



Includes  
12-Piece Adapter Set

Lifting Capacity - 12,000 lbs.  
Max. Lifting Height - 79"  
Width - 155.75" / Height - 193"

**16AP Clearfloor**  
#5175608



Includes  
12-Piece Adapter Set

Lifting Capacity - 16,000 lbs.  
Max. Lifting Height - 82.25"  
Width - 168" / Height - 169"

**16AP-192 Extended Height Clearfloor**  
#5175609



Includes  
12-Piece Adapter Set

Lifting Capacity - 16,000 lbs.  
Max. Lifting Height - 82.25"  
Width - 168" / Height - 193"

**20AP Clearfloor**  
#5175614



Includes  
12-Piece Adapter Set

Lifting Capacity - 20,000 lbs.  
Max. Lifting Height - 82.75"  
Width - 168" / Height - 169"

**20AP-192 Extended Height Clearfloor**  
#5175615



Includes  
12-Piece Adapter Set

Lifting Capacity - 20,000 lbs.  
Max. Lifting Height - 82.75"  
Width - 168" / Height - 193"

### INCLUDES 12-Piece Adapter Set




On All Truck  
Two-Post Models

**RWS-200WL Rechargeable Portable Wheel Lift**  
#5150087

**NEW!**

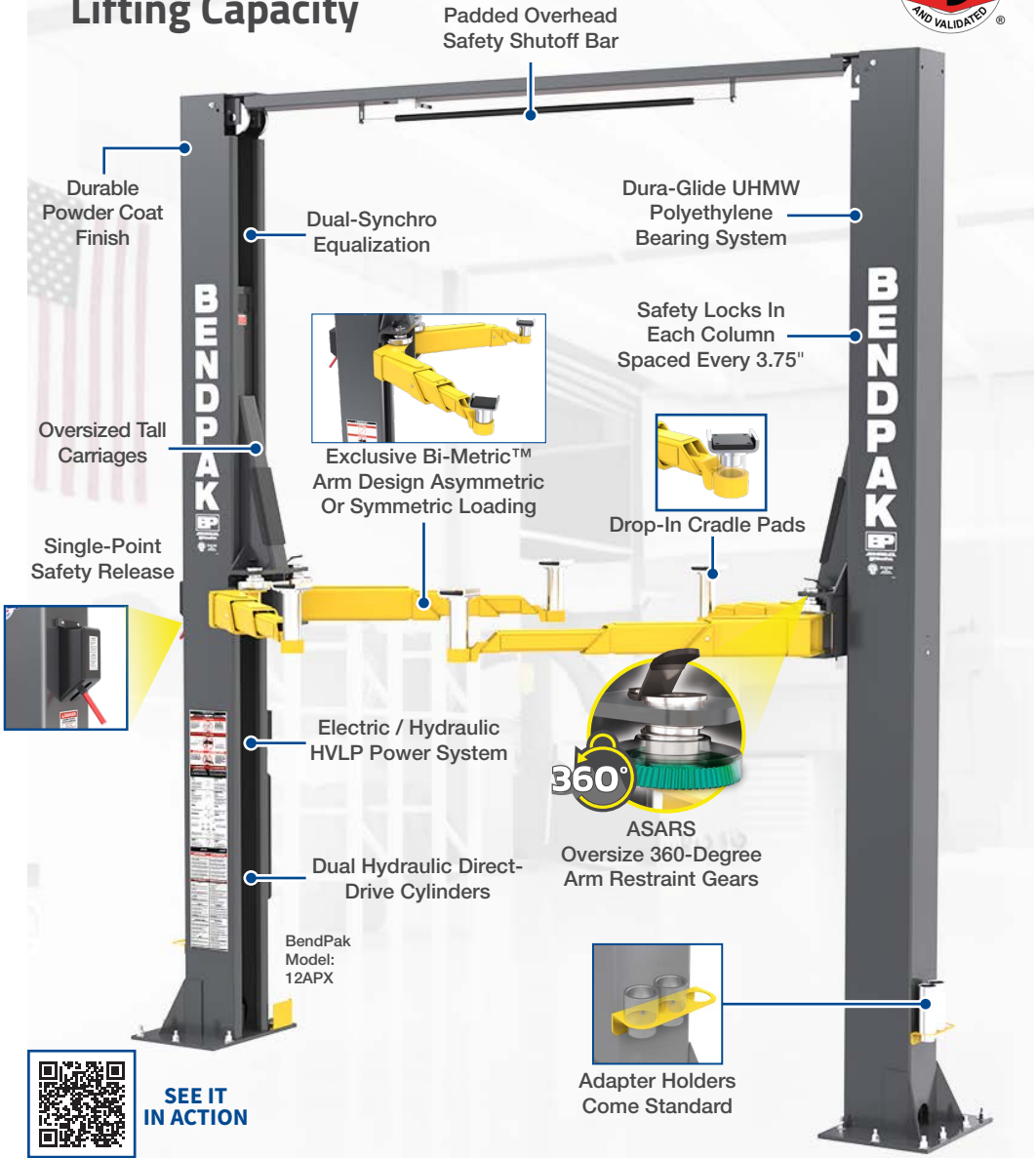
- Max. Lifting Capacity - 200 lbs.
- Min. Lowered Height - 2.5"
- Max. Extended Height - 85.5"
- Onboard 12V Accessory Outlet
- Integrated Safety Tie-Down Strap
- Rechargeable 24V Lithium-Ion Battery
- No Air Line. No Power Cords. No Hazards.



QUIET ELECTRIC  
OPERATION



## 12,000 Lb. Lifting Capacity



### 12APX-192 OVERALL HEIGHT

192 models offers an extended height top beam for even greater clearance.

12APX-192 #5175557





# OCTAFLEX

Revolutionizing Vehicle Service  
Raising the Standards of Safety



LEARN  
MORE

## Discover the OctaFlex Lift: The Dual-Lift Advantage

With OctaFlex™, cab-off repairs are a breeze. Gain full access to powertrain systems and beyond, all without the need for additional equipment. Simplify your workflow and get the job done faster!

- 2 Lifts in 1
- 12,000 lb. Capacity
- Integrated Lift Assist Arms
- Pendant Control

COMING  
SOON

### OPTIONAL ACCESSORIES



EV45AMZ

Optional Shuttle Bench with Side  
Shift and Leveling Platform



Patent Pending\*



Optional Aluminum  
Support Beams




Optional Side Shift  
& Leveling Platform



360° ASARS

Automatic Swing Arm  
Restraint System

# 2-Post Optional Accessories



## Adapter Holder Kit

60mm - #5210432 / Set of 2  
35mm - #5210453 / Set of 2



## Super Tall Adapters

60mm - 7.5" / 190mm  
#5210495 / Set of 2



## Frame Cradle Adapters

60mm - #5215761 / Set of 4  
35mm - #5215754 / Set of 4

## PADS & PUCKS



**Replacement Set  
Polyurethane Contact  
Pads Round**  
#5700227 / Set of 4



## 2.25" Low Adapters

60mm - #5215757 / Set of 4



## Extra Tall Adapters

60mm - 9.5" / 240mm  
#5210498 / Set of 2



## Wide Frame Cradle Adapters

60mm - #5215848 / Set of 2



**Replacement Set  
Polyurethane Contact  
Pads Square**  
#5700217 / Set of 4



## 2.5" Medium Adapters

60mm - #5215758 / Set of 4



## Screw Pad Assembly

60mm - #5216520 / Set of 4  
35mm - #5215755 / Set of 4



## Super Wide Frame Cradle Adapters

60mm - #5210253 / Set of 2  
35mm - #5210252 / Set of 2



## Slipover Pinch Weld Pucks

#5210263 / Set of 4



## 5" Tall Adapters

60mm - #5215759 / Set of 4



## Drop-In Pads

60mm - #5215760 / Set of 4  
35mm - #5215753 / Set of 4



## Steel Lift Pads

60mm - #5215763 / Set of 4  
35mm - #5215756 / Set of 4



## Slipover Pinch Weld Pads

#5210254 / Set of 4



**WSA-100  
Air Electric Workstation**  
#5210438

## 35mm Pins

### 2" Low Adapters

35mm - #5215750 / Set of 4

### 2.75" Medium Adapters

35mm - #5215751 / Set of 4

### 5.5" Tall Adapters





35mm - #5215752 / Set of 4

### 5.5" Adapters



**Offset Pad Adapters**  
35mm - #5601179 / Set of 4

# 2-Post Service Lifts



## SERIES FEATURES:

- Runways feature non-skid surfaces
- Single hydraulic cylinder under ramp
- Fully enclosed lifting cables, safety locks and sheaves
- Pneumatic push-button safety release
- Features 1-1/4" sheave axles
- Heavy-duty 3/8" aircraft cable
- Internal "anti-sway" slider blocks in each column
- Electric / hydraulic power system
- Oversized sheave diameters
- Rugged, self-lubricating cable sheaves
- Multi-position safety locks in columns
- Dual-position power unit locations
- Redundant slack-cable safety latches
- Fully adjustable lock leveling stops
- Drive through ramps (optional)
- 48" approach ramps (optional)
- Durable powder coat finish
- Rugged steel construction
- High-speed lifting

## 7,000 lb. Lifting Capacity

**HD-7P  
NARROW**  
#5175510



Max. Lift Height - 86"  
Runway Length - 164"  
Width - 100.25" / Length - 200.5"

**HD-7W  
WIDE**  
#5175120



Max. Lift Height - 86"  
Runway Length - 164"  
Width - 111.75" / Length - 200.5"

**HD-7PXW  
SUPER-TALL**  
#5175516



Max. Lift Height - 144"  
Runway Length - 188"  
Width - 111.75" / Length - 224.5"

## Boat Lifts - 7,500 lb. Lifting Capacity

**HD-7500BLX  
Standard Length Boat Lift**  
#5175315



Max. Lift Height - 82"  
Runway Length - 188.5"  
Width - 132" / Length - 224"

**HD-75BXT  
Extended Length Boat Lift**  
#5175251



Max. Lift Height - 82"  
Runway Length - 213"  
Width - 134" / Length - 249"

**HD-7500PBX  
Extended Height Boat Lift**  
#5175320



Max. Lift Height - 144.5"  
Runway Length - 213"  
Width - 134" / Length - 249"

# 4-Post Light-Duty

## HD Series Features & Specifications



### SERIES FEATURES:

- Freestanding or bolt-down design
- Runways feature non-skid surface
- Single hydraulic cylinder under ramp
- Fully enclosed lifting cables, safety locks and sheaves
- Pneumatic push-button safety release
- Features 1-1/4" sheave axles
- Internal "anti-sway" slider blocks in each column
- Features heavy-duty 3/8" aircraft cable
- Longer ramps for low ground clearance vehicles
- Oversized sheave diameters
- Rugged, self-lubricating cable sheaves
- Multi-position safety locks in columns
- Dual-position power unit locations
- Redundant slack-cable safety latches
- Fully adjustable lock leveling stops
- Optional drive through ramps
- 48" approach ramps available
- Perfect for parking, storage and service

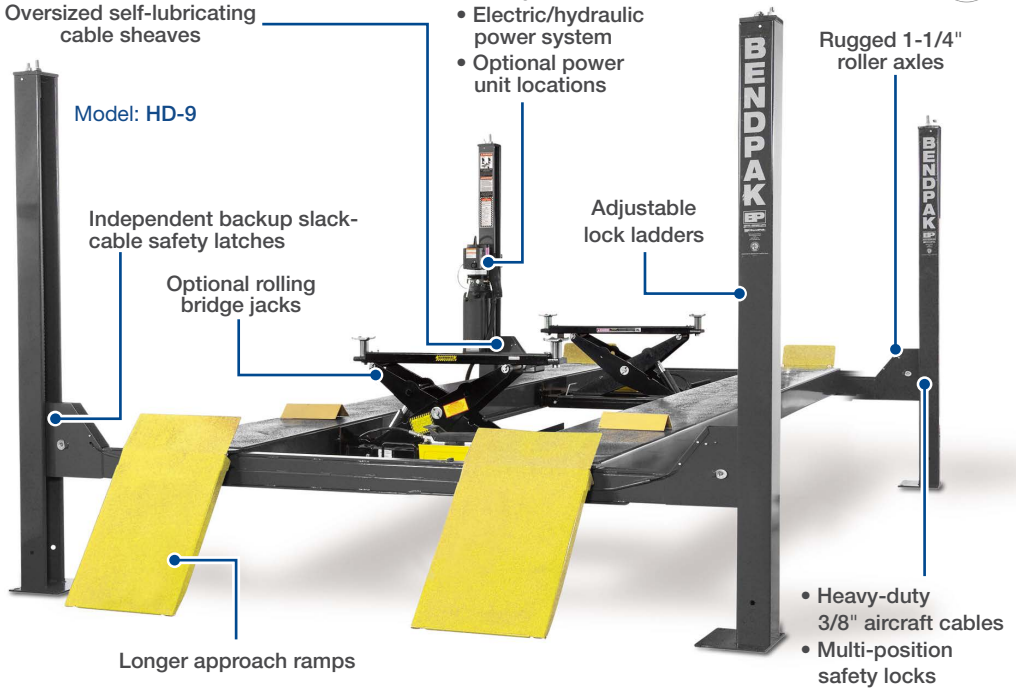


Model:  
HD-9EWT



Model	HD-9	HD-9ST	HD-9STX	HD-9XW	HD-9EWT	HD-9XL
Style	Standard Width	Narrow Width	Narrow and High Lift	Standard Width and High Lift	Extra Wide and High	Standard Width and Extra Length
SKU	5175861	5175860	5175862	5175863	5175607	5175859
Lifting Capacity	9,000 lbs.	9,000 lbs.	9,000 lbs.	9,000 lbs.	9,000 lbs.	9,000 lbs.
Min. Runway Height	4.5"	5"	5"	4.5"	4.75"	4.5"
Max. Rise	70"	70"	82"	82"	82"	70"
Max. Lifting Height	75"	75"	87"	87"	87"	75"
Overall Width	110.25"	100.25"	100.25"	110.25"	117"	110.25"
Outside Length	174"	174"	198"	198"	198"	198"
Overall Length	200"	200.5"	224.5"	224"	224.5"	224"
Height of Columns	88"	88"	100"	100"	100"	88"
Width Between Columns	100.25"	90"	90"	100.25"	107"	100.25"
Drive-Thru Clearance	86.5"	76.5"	76.5"	86.5"	93.25"	86.5"
Runway Width	19"	19"	19"	19"	19"	19"
Length of Runways	164.5"	164.5"	188.5"	188.5"	182.25"	188.5"
Width Between Runways	38" - 44.25"	38"	38"	38" - 44.25"	37.25" - 42"	38" - 44.25"
Runway Centerline	56.5" - 63.25"	56.5"	56.5"	56.5" - 63.25"	57.75" - 64"	56.5" - 63.25"

## HD-9 Series



## LiteStix LS36MDX Rechargeable Work Light #5150063

# LITESTIX™

By BendPak



**STRONG MAGNETIC ENDS**




- 36 super-bright LED bulbs
- 2,600 mAh Li-Ion Battery
- Run Time - 7 hours
- 90° Rotating Handles
- Shatter Resistant
- Overall Length - 49" - 79"



**1200  
LUMENS**



# 4-Post Lift Optional Accessories



(Bottle jacks not included)

**JP-6**  
Telescoping 6,000 lb.  
Capacity Jack Platform  
#5175349



**JP-45**  
4,500 lb. Capacity Jack Platform  
#5215825




**RJ45W**  
Rolling Bridge Jack  
#5175247




**DP-30** 15-Gallon  
Rolling Oil Drain  
#5150509




**Drip Trays (Set of 2)**  
#5700301




**Solid Aluminum Decks**  
#5210208..... Long-Wide  
#5210174..... Long-Narrow  
#5210209..... Short-Wide  
#5210207..... Short-Narrow



**Aluminum Approach Ramps**  
Width - 19.75" / Length - 36.75"  
#5174497



**Extended Alum. Approach Ramps**  
Width - 19.75" / Length - 48"  
#5174670..... HD-9SW/SWX  
#5174705..... HD-7 & HD-9 Series




**Extended Steel Approach Ramps**  
Width - 19.75" / Length - 48"  
#5210055..... HD-7 & HD-9 Series  
#5210747..... HDS-14 Series  
#5210328..... HDS-18 & HDS-27 Series  
#5210325..... HDS-35 & HDS-40 Series




**GoAir Mini Air Compressor**  
110V / 90 Max PSI  
#5180052



**WSA-100**  
Air Electric Workstation  
#5210438



**Caster Kit**  
Fits HD-7 & HD-9 Series  
#5210997



**Solid Aluminum Decks**



**Caster Kit**

## SERIES FEATURES:

- Adjustable runway widths
- Single hydraulic cylinder under ramp
- Fully enclosed lifting cables, safety locks and sheaves
- Pneumatic push-button safety releases
- Heavy-duty aircraft cables
- Runways feature non-skid surfaces
- Dual-position power unit locations
- Internal “anti-sway” slider blocks in each column
- Longer ramps for low ground clearance vehicles
- Oversized sheave diameters
- Rugged, self-lubricating cable sheaves
- Heavy-duty sheave axles
- Multi-position safety locks in columns
- Redundant slack-cable safety latches
- Fully adjustable lock leveling stops
- Drive-through ramps (optional)
- 48" approach ramps (optional)
- Customizable power unit location

**HDS-14**  
Standard Length  
#5175170



**14,000-LB.**  
**LIFTING CAPACITY**


Max. Lift Height - 70"  
Runway Length - 198"  
Width - 131.75" / Length - 241"

**HDS-14XT** Extended High-Rise  
#5175624



**14,000-LB.**  
**LIFTING CAPACITY**

Max. Lift Height - 82"  
Runway Length - 227"  
Width - 130" / Length - 271"



**HDS0-14P**  
Open Front Standard Length  
#5175152



**14,000-LB.**  
**LIFTING CAPACITY**


Max. Lift Height - 70"  
Runway Length - 199"  
Width - 143" / Length - 244"

**HDS-18E**  
Standard Length  
#5175968




**18,000-LB.**  
**LIFTING CAPACITY**

Max. Lift Height - 61.25"  
Runway Length - 257.5"  
Width - 153.5" / Length - 312.75"



HDS-14



HDS-14

# 4-Post Heavy-Duty

## HDS Series Features & Specifications

### ACCESSORIES:



**Rolling Bridge Jack**  
SKU # Varies By Model



**DP-30 Rolling Oil Drain**  
#5150509



**Air / Electric Workstation**  
#5210438



**Rolling Bridge Airline Kit**  
SKU # Varies By Model

Model:  
**HDS-27**



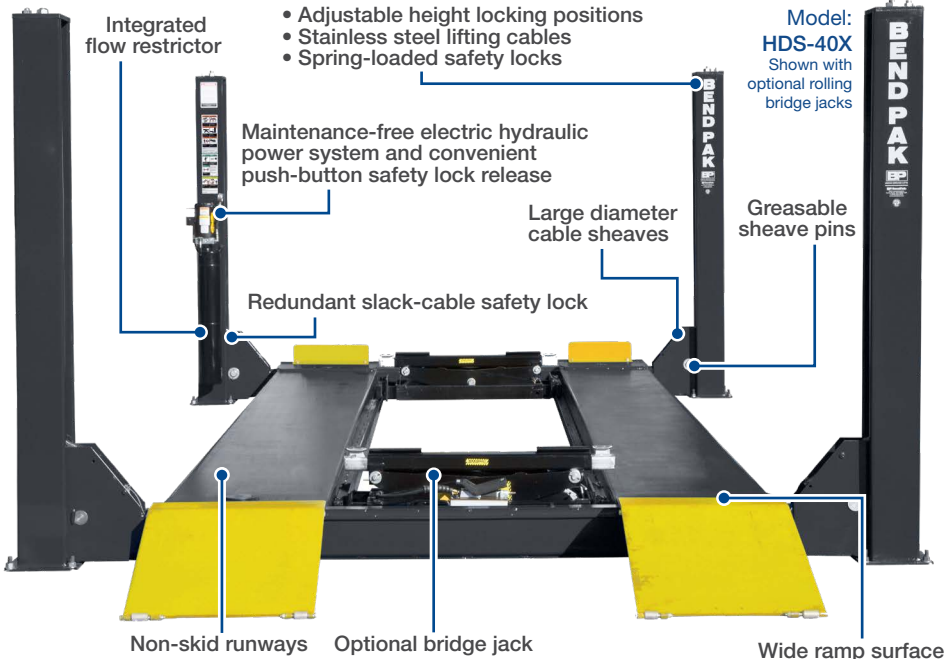
Model:  
**HDS-40X**



Model:  
**HDS-40FL**



Model	HDS-27	HDS-27X	HDS-40	HDS-40X	HDS-40FL
SKU	#5175162	#5175164	#5175176	#5175178	#5175616
Lifting Capacity	27,000 lbs.	27,000 lbs.	40,000 lbs.	40,000 lbs.	40,000 lbs.
Max. Lifting Height	69.5"	69.5"	69.5"	69.5"	69.5"
Runway Length	257.25"	317.5"	257.25"	317.25"	197.25"
Overall Length	312.75"	372.75"	313.75"	373.75"	253.75"
Overall Width	153.5"	153.5"	153.5"	153.5"	153.5"



Model:  
**HDS-40X**  
Shown with  
optional rolling  
bridge jacks

## SERIES FEATURES:

- Runways adjust to different widths
- Multi auto-level locking positions
- Single hydraulic cylinder
- Fully enclosed lifting cables and sheaves
- Pneumatic push-button safety releases
- Heavy-duty aircraft cables
- Runways feature non-skid surfaces
- Self-lubricating cable sheaves
- Oversized sheave diameter
- Features heavy-duty sheave axles
- Fully adjustable lock stops
- Drive through ramps available
- Rolling bridge airline kit available
- Roll back kit available



**HD-9AE**  
Alignment Lift  
#5175820



**9,000-LB.**  
**LIFTING CAPACITY**

Max. 2 Wheel Align. - 160"  
Max. Lift Height - 70" / Runway (L) - 188"  
Width - 127" / Length - 224"

**HDS0-14AX**  
Open Front  
#5175153



**14,000-LB.**  
**LIFTING CAPACITY**

Max. 2 Wheel Align. - 182"  
Max. Lift Height - 70" / Runway (L) - 199"  
Width - 143" / Length - 243"

**HDS-14LSX**  
Extended Length  
#5175171



**14,000-LB.**  
**LIFTING CAPACITY**

Max. 2 Wheel Align. - 182"  
Max. Lift Height - 70" / Runway (L) - 199"  
Width - 130" / Length - 241"

**HDS-14LSXE**  
Limo Extended Length  
#5175172



**14,000-LB.**  
**LIFTING CAPACITY**

Max. 2 Wheel Align. - 212"  
Max. Lift Height - 70" / Runway (L) - 229"  
Width - 130" / Length - 271"




**HDS-18EA**  
Truck Alignment  
#5175969



**18,000-LB.**  
**LIFTING CAPACITY**

Max. 2 Wheel Align. - 211"  
Max. Lift Height - 59" / Runway (L) - 257.5"  
Width - 153.5" / Length - 312.75"







RJ45W



## SERIES FEATURES:

- 4,500 - 25,000 lb. lifting capacity
- Versatile drop in lifting pads
- Multi-piece adapter set
- High-pressure hydraulic power unit
- Stackable adapters
- Automatic safety locks / 3 safety-lock positions
- Standard rubber lifting pads
- Optional steel lifting pads
- Optional air-line kit
- Raise 2 or 4 wheels off the runways
- Telescoping roller design allows the runways to be adjusted for different tread widths



Model	RJ45LP	RJ45W	RJ6W	RJ7W	RJ9W	RBJ15000	RBJ18000	RBJ25000
SKU	#5175579	#5175247	#5175248	#5175249	#5175252	#5175031	#5175032	#5175033
Lifting Capacity	4,500 lbs.	4,500 lbs.	6,000 lbs.	7,000 lbs.	9,000 lbs.	15,000 lbs.	18,000 lbs.	25,000 lbs.
Arm Reach Min.	42"	42"	42"	42"	42"	48.5"	48.5"	48.5"
Arm Reach Max.	61"	57"	56"	56"	56"	63.75"	63.75"	63.75"
Frame Reach Min.	35.5"	35.5"	36.25"	36.25"	45"	45.75"	45"	45"
Frame Reach Max.	46.5"	46.5"	47.25"	46.5"	50"	59"	45"	45"

## SERIES FEATURES:

- 18,000-lb. individual column capacity
- 144,000-lb. maximum system capacity with 8 units
- SINGLE, PAIR or TEAM operation
- Three, 30' cables are used, leaving the front or back of the lift clear of cables
- Self-diagnostics and self-calibration
- Control systems feature 24-volt circuitry
- Variable height limit settings
- Two-speed lowering option settings
- Equipped with a warning light and audible alarm for critical warning alerts
- Emergency shutoff on each column
- Key lock enclosure on each column
- Electronics are multi-fuse protected
- Enclosed electric-hydraulic power system
- Pallet-jack style steering wheels
- Extended forks accommodate wide tires and deep wheel configurations
- Multi-width wheel forks with locking pins
- Tandem 8" diameter polyurethane covered steel wheels

**PCL-18B (Set of 2)**  
#5175292



Column Capacity - 18,000 lbs.  
System Capacity - 72,000 lbs.  
Lifting Height - 71.5"

**PCL-18B (Set of 2)**  
#5175293



Column Capacity - 18,000 lbs.  
System Capacity - 108,000 lbs.  
Lifting Height - 71.5"

**PCL-18B (Set of 4)**  
#5175294



Column Capacity - 18,000 lbs.  
System Capacity - 144,000 lbs.  
Lifting Height - 71.5"

**LIFTS UP TO  
18,000 lbs.  
PER COLUMN**

30 ft.  
cables

Warning light and  
audible alarm

Emergency shutoff  
on each column

- SINGLE, PAIR or TEAM operation
- Two-speed lowering options
- Multi-fuse protected

Multiple, automatic,  
independent safety locks  
spaced every 4"

Multi-width  
wheel forks  
with locking pins

Durable powder  
coat finish

Easily roll over  
dirt and debris

Pallet-jack style  
steering wheels



# Scissor Lifts

## Scissor Series Features & Specifications

### STANDARD ACCESSORIES:



**MD-6XP Model**  
Multi-piece Adapter Set



**SP-7X & All Low-Rise Models**  
1.5" Rubber Lift Blocks



**Power Unit Stand**  
Mounted Models Only



**Mobile Tow Cart**  
Portable Models Only

**LR-60**  
Low-Rise Lift  
#5175729



Comes standard with rubber lift blocks

Lifting Capacity - 6,000 lbs.  
Lift Pad Dimensions - 18" x 52"  
Height Range - 3.5" - 25"

**LR-60P**  
Low-Rise Portable Lift  
#5175728



Comes standard with rubber lift blocks

Lifting Capacity - 6,000 lbs.  
Lift Pad Dimensions - 18" x 52"  
Height Range - 3.5" - 25"

**MD-6XP**  
Mid-Rise Portable Lift  
#5175730



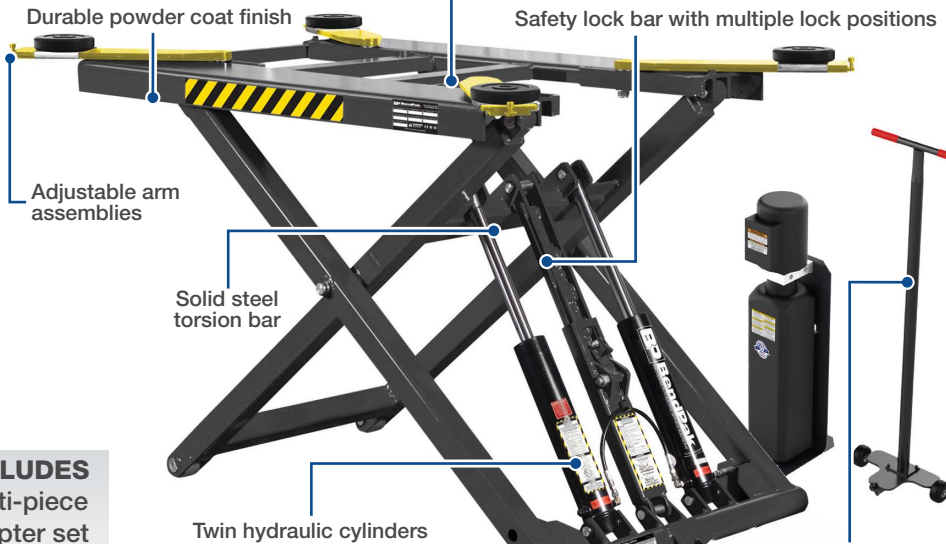
Comes standard with adapter set

Lifting Capacity - 6,000 lbs.  
Adjustable Arms  
Height Range - 4.75" - 47"

Model:  
**MD-6XP**

## PORTABLE LIFT

Perfect for light-duty trucks and cars



**INCLUDES**  
Multi-piece  
adapter set



Portable Models  
Include Mobile  
Tow Cart



## ACCESSORIES:



**1.5" Rubber Lift Blocks**



**2" Rubber Lift Blocks**



**3" Rubber Lift Blocks**



**LR-4A Arm Kit**  
#5210944

**P9000LT**  
Low-Rise Pit Lift  
#5175133



Lifting Capacity - 9,000 lbs.  
Lift Pad Dimensions - 24" x 58.5"  
Height Range - 4" - 23.75"

**P9000LTF**  
Low-Rise Pit Lift Flush Mount  
#5175155



Lifting Capacity - 9,000 lbs.  
Lift Pad Dimensions - 24" x 58.5"  
Height Range - 4" - 23.75"

**Optional P-9000 Series**  
Telescoping Arm Kit  
#5210194



Capacity / Each arm - 2,250 lbs.  
(4) Lift Arms • (4) Contact pads

**LR10000**  
Low-Rise Lift  
#5175232



Comes standard  
with 8-pc. adapter set

Lifting Capacity - 10,000 lbs.  
Lift Pad Dimensions - 24" x 53"  
Height Range - 4.5" - 23"

**MDS-6LP**  
Mid-Rise Scissor Lift  
#5175226



Lifting Capacity - 6,000 lbs.  
Lift Pad Dimensions - 19" x 67"  
Height Range - 5" - 44.5"

**MDS-6LPF**  
Mid-Rise Scissor  
Flush Mount  
#5175227



Lifting Capacity - 6,000 lbs.  
Lift Pad Dimensions - 19" x 67"  
Height Range - 5" - 44.5"

**SP-7XE Full-Rise**  
Scissor Lift  
#5175424



Capacity - 7,000 lbs.  
Lift Pad Dimensions - 22" x 62.5"  
Height Range - 6.5" - 70.5"

**SP-7XEF Full-Rise**  
Flush Mount  
Scissor Lift  
#5175425



Capacity - 7,000 lbs.  
Lift Pad Dimensions - 22" x 62.5"  
Height Range - 6.5" - 70.5"

**MDS-6EXT**  
Mid-Rise  
Scissor Lift  
#5175192




Capacity - 6,000 lbs.  
Lift Pad Dimensions - 19" x 79"  
Height Range - 5.25" - 38.25"

**MDS-6EXTF**  
Mid-Rise  
Flush-Mount  
Scissor Lift  
#5175151



Capacity - 6,000 lbs.  
Lift Pad Dimensions - 19" x 79"  
Height Range - Flushed - 38.25"



**MDS-6LPF**

# Heavy Duty Rubber Jack Pads


Essential Accessories



When it comes to taking care of your vehicle, AutoPucks are the tool of choice. Designed with precision and durability in mind, AutoPucks ensure that you can lift your vehicle without the risk of scratching or bending pinch welds. Engineered to provide a secure buffer between your jack stand and the vehicle's frame, AutoPucks deliver unparalleled protection and peace of mind during every maintenance session. With AutoPucks, you can focus on the task at hand, knowing your vehicle is shielded from potential damage.

## FEATURES:

- Material: Durable Shore 95A Rubber
- Rated Capacity per Jack Puck: 1,750 lbs. (794 kg) max.
- Rated Temperature Range: -40°F (-40°C) to +104°F (+40°C) max.



### Standard

#5216328 / Set of 4

- Enhanced durability
- Resistant to damage
- Universal Design
- Fits most jacks and vehicles



### Tesla

#5216357 / Set of 4

- Fits Tesla models S, 3, X, and Y
- Silicone O-ring
- plug-in design for seamless connection to the Tesla frame



### Corvette

#5216374 / Set of 4

- Designed for Corvette Models C5/C6/C7/C8/Z06/ZR1
- Not compatible with 2006-2012 C6 Z06, ZR1, or Grand Sport



# Nationwide Installation



## Nationwide Installation and Service You Can Trust

If you need your lift installed, our nationwide network of service centers has you covered. They not only handle installation but also provide after-sales support, annual lift inspections, and preventive maintenance to keep your equipment running smoothly.

Our certified technicians are highly qualified and take great care in every installation. They prioritize safety, precision, and attention to detail, ensuring the job is done right the first time. Whether it's a commercial garage, residential property, government facility, or municipality, we treat every workspace with respect and maintain the highest standards of safety and professionalism.





Installation



Maintenance



Support



### Power Units Explained

Ranger™ AC hydraulic power units are self-contained, dependable sources of hydraulic power that come standard with an abundance of features and benefits in a durable and economic package. These high-quality power units are ideal for industrial AC applications, such as auto lifts, elevated work platforms, scissor lifts, dock levelers, conveyors, packaging machines, machine tools, compactors, crimping machines, presses, robotic equipment, tailgate lifts, dump bodies, cab tilts, emergency backup units, snowplows, log-splitters, harvesting machinery, lift platforms, scaffolds, presses, waste compactors, car lifts, medical and dental field lifts and more.

**E1.2B3F1**  
Power Unit  
#5585435



Gal Reservoir - 1.6 / PRV - 2500  
Motor - 1.5 HP / 220V - 60 Hz - 1PH  
CE Listed

**E2.1F3H1**  
Power Unit  
#5585285



Gal Reservoir - 3.6 / PRV - 2650  
Motor - 2.5 HP / 208-230V-50/60 Hz-1PH  
UL/ETL Listed

**F2.1F3H1**  
Power Unit  
#5585280



Gal Reservoir - 3.6 / PRV - 2850  
Motor - 2.5 HP / 208-230V-60 Hz-1PH  
UL/ETL Listed

### FEATURES:

- UL / ETL Listed (except model E1.2B8F1)
- Vertical Design
- Built-in throttle and buffer valves reduce pre-load pressure
- Integrated fixed-setting pressure relief valve
- Submerged pump
- Spare pressure port
- Multi-hole adapter plate adapts to a wide variety of mounting applications
- Suction-strainer
- Breather and fill-cap



**NEED REPLACEMENT PARTS? WE HAVE THEM TOO. CALL US  
TOLL FREE 1-800-253-2363 OR EMAIL PARTS@BENDPAK.COM**



## SERIES FEATURES:

- 7,000-lb Lifting capacity
- Maximum lifting height - 50.5"
- Minimum pad height - 5.5"
- Lock positions - 7
- Overall height - 89.5"
- Drive-thru clearance - 74" - 104"
- Motor - 110 VAC / 50-60 Hz / 1 Ph
- Strong steel construction
- Direct-drive, low-pressure cylinders
- Maintenance-free slide blocks
- Quick-disconnect self-sealing hose connections
- Built-in wheels for easy mobility
- Automatic safety locks
- Optional motorcycle adapters are available

# MAXJAX®

*Designed for low-ceiling garages.*

**M7K STANDARD Package**  
#5175548



**PACKAGE INCLUDES:**

M7K Portable Car Lift with ALL Standard Accessories

**M7K SUPREME Package**  
#5175569

**BETTER**



**PACKAGE INCLUDES:**

M7K Portable Car Lift - Upright Oil Drain  
Rolling Work Seat - 2.75" & 5.5"  
Adapter Pins - Frame Cradle Pads



**FLUSH-MOUNT ANCHORS**

ensure for an easy removal when not in use, freeing up space.

**M7K DELUXE Package**  
#5175566

**GOOD**



**PACKAGE INCLUDES:**

M7K Portable Car Lift - Upright Oil Drain  
Rolling Work Seat  
2.75" Medium Adapters

**M7K ULTIMATE Package**  
#5175572

**BEST**



**PACKAGE INCLUDES:**

M7K Portable Car Lift - Upright Oil Drain  
Adjustable Creeper - 2.75" & 5.5"  
Adapter Pins - Frame Cradle Pads

# QUICKJACK™

**TOP SELLER**




Model	BL-3500SLX	6000TL	6000TLX	6000ELX	8000TL	8000TLX
SKU	#5175010	#5175626	#5175629	#5175650	#5175654	#5175673
Lowered Height	3"	2.75"	2.75"	3.5"	3.5"	3.5"
Max. Lifting Height	21"	24"	24"	24.5"	24.5"	24.5"
Frame Width	10.5"	11"	11"	12.5"	12.5"	12.5"
Frame Length	62.5"	70.5"	76"	86.75"	70.75"	76"
Min. Lift Point Spread	27"	37"	43"	53"	37"	43"
Max. Lift Point Spread	50.5"	60"	66"	76"	60"	66"

\*6000TL, 6000TLX, 8000TL, and 8000TLX are ALI Certified



## ACCESSORIES:



**Wall Hanger Set**  
#5210199



**Truck Adapter Kit**  
#5150061



**Frame Extensions**  
#5620291



**ATV Lift Kit**  
#5150006



**Crossbeam Adapters**  
#5215865 & #5215866



**Motorcycle Lift Kit**  
#5150007



**Pinch-Weld Pucks**  
#5300013



**Round Pinch Weld Pucks**  
#5300011



**1.5" Low-Profile Blocks**  
#5300861



**AutoPucks**  
Standard #5216328  
Tesla #5216357  
Corvette #5216374

## QuickJack Features

- Extended block trays
- Zero-leak fittings
- Open-center design
- Remote pendant control
- 14-gauge welded steel frames
- Steel mounted urethane wheels
- Integrated power-assist canisters
- Quick-connect/disconnect hoses
- Dual-position automatic safety lock bars
- Includes eight piece set of adjustable rubber lift blocks



**Drop-in Tray Set**  
Sport & Compact #5210461  
Truck & SUV #5210462



# Parking & Storage Lifts

## A6 SERIES FEATURES:

- 6,000-lb. lifting capacity
- Simple push button controls
- Dual, direct drive hydraulic lifting cylinders
- Automatic safety locks engage at six different parking heights
- Minimal footprint fits a typical parking space
- 100% hot-dipped, galvanized steel platform
- Accommodates cars, light trucks and SUVs

## HD-973P SERIES FEATURES:

- Perfect for parking, storage and service
- Perfect for cars, trucks, and SUVs
- 7,000 lb. capacity upper deck
- 9,000 lb. capacity lower deck
- Padded trip bar with limit switch prevents lower vehicle from making contact with upper platform
- Galvanized option available

### A6S Scissor Parking Lift #5175274


**GALVANIZED  
OPTION  
AVAILABLE**



Capacity - 6,000 lbs.  
Lifting Height (Top Lock) - 81.25"  
Overall Width - 103" / Length - 143"

### A6W Extra Wide Scissor Parking Lift #5175282

**GALVANIZED  
OPTION  
AVAILABLE**



Capacity - 6,000 lbs.  
Lifting Height (Top Lock) - 81.25"  
Overall Width - 111" / Length - 144"

### PL-6000 Series Add-On PL-6000DC - #5175439 PL-6000DCX - #5175643



Shared column add-on for PL-6000 series.  
Fit more units into a smaller space.  
Install in either indoor or outdoor locations.

### HD-973P Tri-Level Parking Lift #5175238



**TOP DECK  
7K LB. CAPACITY  
BOTTOM DECK  
9K LB. CAPACITY**

Runway Length - 188.5"  
Overall Height - 161"  
Width - 112" / Length - 242"

### HD-973PX Tri-Level Parking Lift Extended #5175267



**TOP DECK  
7K LB. CAPACITY  
BOTTOM DECK  
9K LB. CAPACITY**

Runway Length - 199"  
Overall Height - 173"  
Width - 112" / Length - 252.25"

### PL-6000DC Two-Post Parking Lift #5175427



Lifting Capacity - 6,000 lbs.  
Lifting (H) - 82.5" / Overall (H) - 126.5"  
Width - 100.25" / Length - 163.5"

### PL-6000DCX Wide Two-Post Parking Lift #5175625

**NEW!**



Capacity - 6,000 lbs.  
Lifting Height (Top Lock) - 82.5"  
Overall Width - 112" / Length - 163.5"

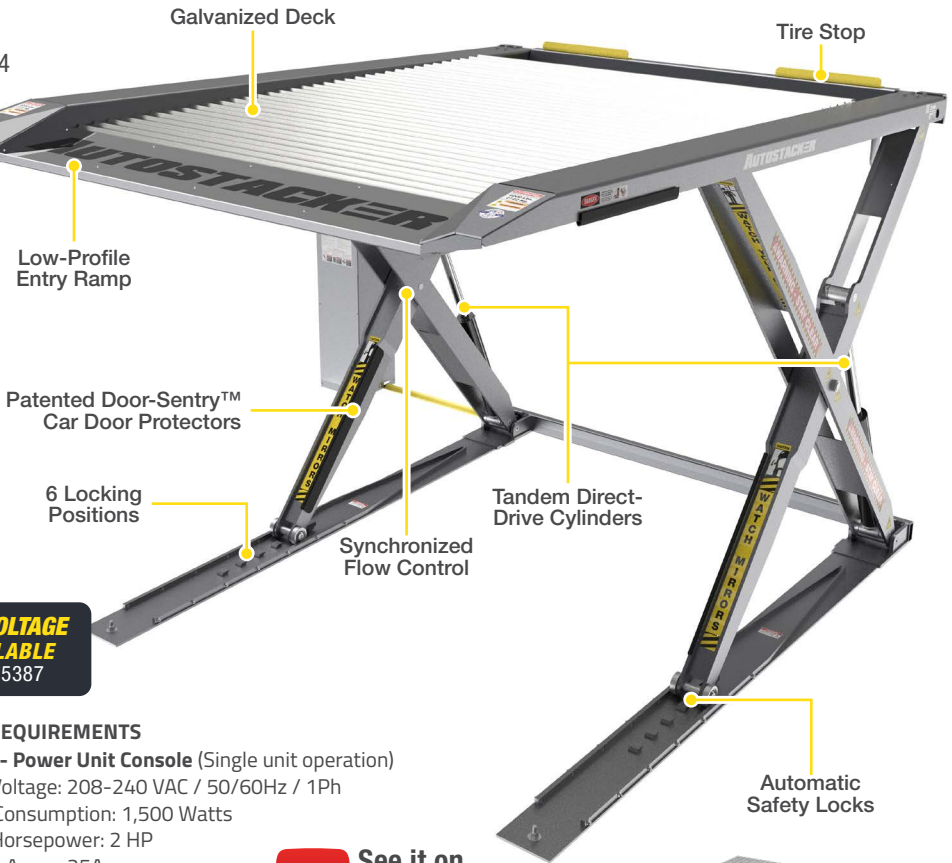


**HD-973P GALVANIZED OPTION AVAILABLE**



# Double Your Parking

**A6S**  
#5175274



**110 VOLTAGE AVAILABLE**  
#5175387


**POWER REQUIREMENTS**

**Standard - Power Unit Console** (Single unit operation)

- Motor Voltage: 208-240 VAC / 50/60Hz / 1Ph
- Power Consumption: 1,500 Watts
- Motor Horsepower: 2 HP
- Starting Amps: 25A
- Normal Running Amps: 12-18A



**Optional multi-unit power unit console** (Operates up to 12 lifts)



**48" APPROACH RAMPS AVAILABLE**  
#5174106



Variability in Specifications and Features: All product specifications and features listed in this catalog are for reference only. For a more accurate and comprehensive listing of product specifications and features, visit [www.bendpak.com](http://www.bendpak.com). The contents of this catalog are subject to change.

# Parking & Storage Lifts

## Multi-Platform Parking Lift Features

- 6,000-lb. capacity per deck
- Perfect for cars, light trucks and ATVs
- Rugged I-beam and C-channel construction
- Wide base plate for maximum stability
- Superstructure features durable powder coat finish
- Dual hydraulic cylinders with heavy-duty steel lifting cables
- Heavy-duty steel construction
- Reliable electric-hydraulic power system
- Features heavy-duty 3/8" aircraft cable
- Rugged 1-1/4" roller axles
- Simple controls
- Full-width platform to keep bottom vehicles protected

### PL-6KT Triple Deck Platform Lift #5175154

- Lifting Capacity / Deck - 6,000 lbs.
- Overall Width - 308"
- Overall Length - 236.5"
- Platform Width - 82"
- Length of Platforms - 152"
- Drive Clearance - 93"
- Max. Lift Height - 89"



**URNS A THREE-CAR GARAGE  
INTO A SIX-CAR SHOWCASE**

## Double-Wide 4-Post Lifts



Model: HD-9SWX



Model: HD-9SW-E

Model	HD-9SW	HD-9SWX	HD-9SW-E	HD-9SWX-E
Style	Standard	Tall / Long	Extra Wide	Tall / Long / Extra Wide
SKU	5175023	5175024	5175578	5175815
Lifting Capacity	9,000 lbs.	9,000 lbs.	9,000 lbs.	9,000 lbs.
Max. Lifting Height	77"	89"	77"	89"
Overall Width	202"	202"	250"	250"
Overall Length	200"	224"	224.5"	224"
Length of Runways	164.5"	188"	188.5"	188.5"

## Multi-Platform Parking Lift Series Features & Specifications

- High-speed lifting
- Oversized sheave diameter reduces cable fatigue
- Multi-position safety locks in each column
- Runways feature non-skid surfaces
- Independent backup slack-cable safety latches
- Built-in wheel stops



Model: PL-12000KDT

Model: PL-12000DP

Model	PL-12000DP	PL-12000DPS	PL-12000KDT	PL-12000KDS
Style	Tandem / Extended	Tandem / Short	Narrow / Tandem / Ext.	Narrow / Tandem / Short
SKU	5175547	5175552	5175622	5175623
Lifting Capacity	6,000 lbs. per platform	6,000 lbs. per platform	6,000 lbs. per platform	6,000 lbs. per platform
Max. Lifting Height	87"	75"	87"	75"
Overall Width	221.25"	221.25"	206.25"	206.25"
Overall Length	242.5"	218.5"	242.5"	218.5"
Length of Runways	183"	159"	183"	159"




Variability in Specifications and Features: All product specifications and features listed in this catalog are for reference only. For a more accurate and comprehensive listing of product specifications and features, visit [www.bendpak.com](http://www.bendpak.com). The contents of this catalog are subject to change.

# Garage & Trailer Ramps

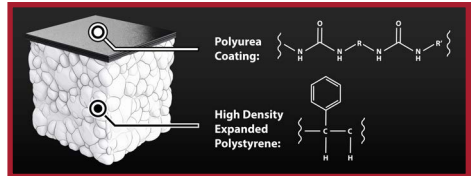


**NEW!**

## Garage Ramps



### Proprietary High-Density EPS




Model	AR-340-95-GR	AR-460-95-GR	AR-580-95-GR	AR-610-95-GR
SKU	#5174139 (Set of 2)	#5174146 (Set of 2)	#5174158 (Set of 2)	#5174162 (Set of 2)
Length	36" / 914 mm	48" / 1,219 mm	60" / 1,524 mm	72" / 1,829 mm
Width	14" / 356 mm	14" / 356 mm	14" / 356 mm	14" / 356 mm
Height	4" / 102 mm	6" / 152 mm	8" / 203 mm	10" / 254 mm
Max. Capacity Ea.	1,750 lbs. / 794 kg	1,750 lbs. / 794 kg	1,750 lbs. / 794 kg	1,750 lbs. / 794 kg
Approach Angle	9.35°	9.5°	9.5°	9.5°


## Trailer Ramps



**Built-In Handle**



### Reinforced Contact Point



Model	AR-335-54-TR	AR-450-58-TR	AR-570-66-TR	AR-670-55-TR
SKU	#5174138 (Set of 2)	#5174145 (Set of 2)	#5174157 (Set of 2)	#5174163 (Set of 2)
Length	36" / 914 mm	48" / 1,219 mm	60" / 1,524 mm	72" / 1,829 mm
Width	14" / 356 mm	14" / 356 mm	14" / 356 mm	14" / 356 mm
Height	3.5" / 89 mm	5" / 127 mm	7" / 178 mm	7" / 178 mm
Max. Capacity Ea.	1,750 lbs. / 794 kg	1,750 lbs. / 794 kg	1,750 lbs. / 794 kg	1,750 lbs. / 794 kg
Approach Angle	5.4°	5.9°	6.6°	5.5°

# Tire Saver & Lift Ramps



## Tire Saver Ramps



<b>Model</b>	<b>24"-37" Lightweight Foam Tire Saver Ramp Kit</b>
SKU	#5716216 (Set of 2)
SKU	#5174410 (Set of 4)
Length	57.25" / 1,454 mm
Width	14.5" / 370 mm
Height	3.5" / 90 mm
Center Length	17.9 / 455 mm
Approach Ramp Length	19.6" / 499 mm
Approach Angle	9.35°
Tire Rest Height	1.6" / 41 mm
Tire Diameter Range	24"-37" / 610 mm - 940 mm
Max. Capacity Ea.	1,750 lbs. / 794 kg

Comes in Sets of 2 & 4

### Removable Dual-End Approach Ramps



## Hook Nose 4-Post Lift Ramps



AR-45-57-LR

### Hook Nose



AR-911-6-LR

Model	AR-45-57-LR	AR-911-6-LR
SKU	#5174172 (Set of 2)	#5174170 (Set of 2)
Length	48" / 1,219 mm	96" / 2,438 mm
Width	19" / 483 mm	19" / 483 mm
Height	5" / 127 mm	11" / 279 mm
Max. Capacity Ea.	1,750 lbs. / 794 kg	1,750 lbs. / 794 kg
Approach Angle	5.7°	6°








Fits HD-973 Lower Lift Ramp



Fits HD-973 Upper Lift Ramp

# 4-Post Parking Lifts



# POWER YOUR ADVENTURES

**JACKPAK**<sup>®</sup>  
ULTRA2500A

MEGA  
**2500 AMPS**  
OF POWER!

THE PERFECT  
ROADSIDE HELP

**LITHIUM-ION**  
POWER TECHNOLOGY



Up To  
**6.5L**  
Diesel Engines

Up To  
**8.5L**  
Gas Engines



The Original and Still The Best.

## BIG POWER, COMPACT DESIGN



**JUMP STARTER**  
2500A



**AIR INFLATOR**  
150PSI



**LED FLASHLIGHT**  
300 Lumen



**POWER BANK**  
22,800mAh

### SPECIFICATIONS:

- Battery Capacity: 76Wh
- Starting Voltage: 12V
- Current: 1200A - 2500A
- Pressure Range: 10 - 150 psi
- Battery Life: 1000 Cycles
- Charging Time: 4.5 - 8 Hours

### FEATURES:

- Built-In Air Compressor
- 5V USB Outlet for Small Electronic Devices
- LED Flashlight/ Emergency Signal
- Lightweight & Compact Design
- Fits Under Seat or Glove Compartment

### INCLUDES:

- Jumper Cable Attachment
- Air Hose w/ Heavy-Duty Nylon Abrasion Sheathing
- USB-A to USB-C Cable
- Nozzle Adapters
- Carrying Case



Check Out the Full  
JACKPAK Line-up!



### SERIES FEATURES:


- 3-1/3" min. bending radius
- 5" max. bending radius
- Canister style hydraulic filter
- 5 Hp / 208 - 230 VAC motor
- Available in manual or automatic
- Drop-in swaging collars
- Twist lock tooling
- ANSI 92.2 Cylinders
- Quick release bending dies
- Bending heads to within .002"
- Bending and end finishing operation
- Adjustable back gate pressure
- 180° bending capacity
- One piece solid steel barrel
- Direct drive high speed 4 GPM pump
- Tool trays
- Large fluid reservoir
- Filtered hydraulic system
- Oil sight gauges
- 1/2" high pressure hose
- Wide variety of tooling available

**BB-2-DLX-601** #5115150



Bending Controls - Manual  
Clampless Swager - Internal Expander  
Deluxe 302 Tooling Package

**1302BAS-DLX-601** #5115180



Bending Controls - Semi-Automatic  
Clampless Swager - Internal Expander  
Deluxe 302 Tooling Package

**1302BA-DLX-601** #5115121



Bending Controls - Digital Automatic  
Clampless Swager - Internal Expander  
Deluxe 302 Tooling Package

**300-1 Die Package**  
#5105570



6-Piece Set  
Bends 3" OD Tubing



Model	BB-2-DLX-601	1302BAS-DLX-601	1302BA-DLX-601
SKU	#5115150	#5115180	#5115121
Controls	Manual	Semi-Automatic	Automatic
Max. Tube Capacity	3"*	3"*	3"*
Max. Bending Radius	5"	5"	5"
Min. Bending Radius	3.3"	3.3"	3.3"
Top Cylinder Force	60,000 lbs.	60,000 lbs.	60,000 lbs.
Hydraulic Filter	Canister	Canister	Canister

\*With optional 300-1 die package

## SERIES FEATURES:

- 80 & 120 Gallon vertical tank
- 2-stage pump
- ASME rated tank
- Electric mag-starter
- Fan-type flywheel
- Fully enclosed belt guard
- Tapered roller bearings
- Forged ductile iron crankshaft
- Corrosion resistant tubing for coolers, separators and valves.
- 100% cast iron Elite pump
- Cast iron cylinders and heads with deep cooling fins
- Forced-air after cooler
- Oil sight gauge
- Automatic pressure switch
- ASME rated overload pressure safety valve
- Pressure gauge with valve
- Oversized replaceable air filters
- Automatic start / stop

### 5 HP MODEL

TSP-580V-601  
#5179111



Anti-Vibration Pads (Set of 4)  
#5179402



Voltage - 208-230 V / 60 Hz / 1 Ph  
Horsepower - 5 Hp  
Maximum CFM - 17 / 175 psi  
Tank - 300L / 80 Gal / Vertical

### 7.5 HP MODEL

VMP-7580V-601  
#5179112



3 Ph Model Available  
#5179113

Voltage - 208-230 V / 60 Hz / 1 Ph  
Horsepower - 7.5 Hp  
Maximum CFM - 26 / 175 psi  
Tank - 300L / 80 Gal / Vertical

### 10 HP MODEL

VMP-10120V-603  
#5179114




Voltage - 208-230 V / 60 Hz / 3 Ph  
Horsepower - 10 Hp  
Maximum CFM - 35 / 175 psi  
Tank - 454L / 120 Gal / Vertical

### Extreme-duty four-cylinder cast iron pump

Protective pulley cover

Electric motor with cooling fan



Air cooling assembly

## PATRIOT SERIES

When the job calls for serious air power, BendPak's Patriot Series™ compressors step up. Engineered in an ISO 9001-certified facility, these workhorses are built with rugged cast-iron construction, Manchester Tanks and copper piping provide cooler operation. Powerful motor options, including single or 3-phase, 60Hz, and up to 10 HP can handle any task. Large pistons at low RPMs keep temperatures down, reducing moisture and extending longevity. With standard anti-vibration pads for smooth operation, the Patriot Series delivers reliable, high-pressure air power, making it a must-have for any serious shop or garage.

# Tire Changers

## Ranger Series Features & Specifications

### GET MORE - SPEED - HORSEPOWER - TORQUE

Modern tires are *more* stubborn than ever. If you want to get the job done quickly and correctly then you need a tire changer that has **more**. Equipped with 220VAC, Ranger's latest tire changers deliver more of everything. With more speed, more horsepower and gobs more torque, you can break beads and swap tires on even the most difficult tires in your shop. Plus the powerful, high-torque electric turntables, increased speed and reversible direction mean quicker tire removal and installation, giving you more bang for your buck. Important accessories come standard, like a multi-piece plastic wheel protector kit that includes turntable jaw covers, bead-breaker blade boots and specialized mount/demount head covers to help protect delicate wheels. With all of the reliable features that Ranger tire changers are known for, and now with even **more power**. Why settle for less?

**R745**  
Swing-Arm  
Tire Changer  
110V / 220V  
#5140148



**NOTE:**  
Jet blast  
bead seater  
NOT INCLUDED

Internal Clamping - 12" - 20"  
External Clamping - 10" - 16"  
Maximum Tire Diameter - 36"

**R980XR**  
Swing-Arm  
Tire Changer  
220V - #5140146  
110V - #5140238



Internal Clamping - 10" - 30"  
External Clamping - 9" - 26"  
Maximum Tire Diameter - 50"

**R76ATR**  
Tilt-Back  
Power Assist  
220V - #5140140  
110V - #5140167



Internal Clamping - 10" - 30"  
External Clamping - 9" - 26"  
Maximum Tire Diameter - 43"

**R980DP**  
Swing-Arm  
Dual Assist  
220V - #5140174  
110V - #5140176



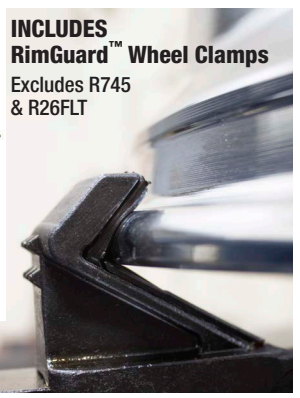
Internal Clamping - 10" - 30"  
External Clamping - 9" - 26"  
Maximum Tire Diameter - 50"

**R80EX**  
Dual-Assist  
Tilt-Back  
Tire Changer  
220V - #5140139



Internal Clamping - 13" - 34"  
External Clamping - 10" - 30"  
Maximum Tire Diameter - 47"

**INCLUDES**  
**RimGuard™ Wheel Clamps**  
Excludes R745  
& R26FLT



**R26FLT**  
220V - #5140137

### SUPER-DUTY TRUCK TIRE CHANGER



Drive System - Electric / Hydraulic  
Maximum Rim Diameter - 14" - 26"  
Maximum Tire Diameter - 63"



## ACCESSORIES:



Plastic Mount / Demount Head  
#5150523



ATV / Motorcycle Mount / Demount Head  
#5327457



RimGuard™ Wheel Clamps  
#5328311



Elevating Clamps  
#5328425




Leverless Bead Lifter  
#5150084

R80EX Dual-Assist  
Tilt-Back  
Tire Changer  
#5140139



**ALL RANGER TIRE CHANGERS FEATURE:**  
Polymer & Urethane  
RimGuard™ Wheel Clamps  
(Excludes R745)



See it on the BendPak / Ranger YouTube Page



Variability in Specifications and Features: All product specifications and features listed in this catalog are for reference only. For a more accurate and comprehensive listing of product specifications and features, visit [www.bendpak.com](http://www.bendpak.com). The contents of this catalog are subject to change.

### DST-2420 FEATURES:

- Dynamic, Static and Performance Alloy settings
- Automatic round-off with top-dead-center weight position indicator
- Hardened-steel 40 mm shaft
- Quick-release hub nut
- Multi-user save function

### DST30P FEATURES:

- Ergonomic control board and easy-to-read LED display
- Multi-user save function
- Automatic braking
- Low RPM balancing speed and rapid six-second cycle time
- Self-calibration function

### RB30T FEATURES:

- Dynamic, Static and Performance Alloy settings
- Manual or automatic start options
- Rapid 7-10 second cycle times
- Includes full heavy-duty cone and commercial adapter kit
- Self-calibration function

#### DST-2420 Wheel Balancer

110V / 220V - #5140156



Max. Wheel Diameter - 10" - 30"  
Max. Tire Diameter - 47"  
Max. Tire Weight - 145 lbs.

#### DST30PX Wheel Balancer

110V / 220V - #5140334



Max. Wheel Diameter - 8" - 30"  
Max. Tire Diameter - 43"  
Max. Tire Weight - 150 lbs.

#### RB30T Heavy-Duty Truck Wheel Balancer

#220V - #5140179



Max. Wheel Diameter - 24"  
Max. Tire Diameter - 47.25"  
Max. Tire Weight - 330 lbs.

#### RWL-175 Wheel Lift For Wheel Balancer

#5150593



Max. Lifting Height - 15.75"  
Max. Tire Weight - 175 lbs.  
Dimensions - 31.5" x 22.5" x 38.5"

#### Adhesive Steel Wheel Weight Combo Set

#5150230



Two 700 pc Rolls / 0.25 oz. / 1/2" (W)  
Black and Silver Powder-Coated  
Quick-Peel™ Adhesive Backing



#### Truck Cone Kit

36mm - #5150555

40mm - #5150032



Double-sided centering cone fits  
hub sizes 4.75" - 6.75"

#### Motorcycle Shaft Kit

#5150320



Fits DST-2420 and DST-64T  
Includes: Universal wheel clamp, shaft, centering cones, spacers & spin-on nut

#### Lug Bolt Kit

36mm - #5150020

40mm - #5150081



8-pc. kit  
Includes: Centering pin adapters, flange plate kit and measuring caliper

**INFORMATION:**

The Ranger LS45DS Sonar Wheel Balancer is the latest innovation in wheel balancing technology, designed to revolutionize the way automotive shops approach balancing jobs. From its advanced sonar capabilities to its precise laser-spot technology, the LS45DS brings a level of speed, accuracy, and user-friendliness that makes it indispensable for high-volume and specialty shops alike. Handling wheels 12" to 24" in diameter, this isn't just another wheel balancer—it's a complete system engineered to maximize productivity, minimize mistakes, and enhance customer satisfaction.

**LS45DS FEATURES:**

- Dynamic, Static, Aluminum, and HID (hidden) balancing
- Manual or Automatic start
- Low RPM balancing speed and rapid 7-second cycle time
- Automatic round-off with top-dead-weight position indicator

**LS45DS**  
**Wheel Balancer**  
**3D Quick-Touch™**  
**Sonar-Spot™**  
 220V - #5140177

Max. Wheel Diameter - 12" - 24"  
 Max. Tire Diameter - 43"  
 Max. Tire Weight - 145 lbs.  
 Wheel Width Capacity - 4" - 20"



Tooling kit subject to change.

Images are a representation. Actual item may vary.



**Built for the Pros.  
Priced for Everyone.**

**NEW!**

**AT26**  
Swing-Arm  
Tire Changer  
110V / 220V  
#5140351



Internal Clamping - 14" - 26"  
External Clamping - 12" - 24"  
Maximum Tire Diameter - 47"

**AT26A**  
Swing-Arm  
Assist Tower  
110V / 220V  
#5140350



Internal Clamping - 14" - 26"  
External Clamping - 12" - 24"  
Maximum Tire Diameter - 47"



**AB24M** Manual  
Wheel Balancer  
110V / 220V  
#5140353



Mounts onto  
AT26 Tire  
Changer

Max. Wheel Diameter - 24"  
Max. Tire Diameter - 31.5"  
Max. Tire Weight - 145 lbs.

**AB28**  
Wheel Balancer  
110V / 220V  
#5140352



Max. Wheel Diameter - 28"  
Max. Tire Diameter - 44"  
Max. Tire Weight - 145 lbs.

**AT26 + AB24M**  
Wheel Service  
COMBO  
#5140346



**INCLUDES:**  
AT26 Swing-Arm Tire Changer  
AB24M Manual Wheel Balancer

**AT26A + AB24M**  
Wheel Service  
COMBO  
#5140345



**INCLUDES:**  
AT26A Tire Changer w/ Assist Tower  
AB24M Manual Wheel Balancer

**AT26 + AB28**  
Wheel Service  
COMBO  
#5140921



**INCLUDES:**  
AT26 Tire Changer  
AB28 Wheel Balancer

**AT26A + AB28**  
Wheel Service  
COMBO  
#5140920



**INCLUDES:**  
AT26A Tire Changer w/ Assist Tower  
AB28 Wheel Balancer


## RL-8500XLT FEATURES:

- Extended capacity spindle can be used on brake drums 10" deep
- Rear bushing location provides extra support for the arbor
- Capable of truing even the heaviest drum rotors
- Optional truck adapter kit available
- Simple ergonomic controls designed for minimal operator movement
- Precision electric DC servo motors designed to meet the demanding requirements of industrial motion control
- Quick-Change Adapter-Plus system
- Works on all cars or trucks, both foreign and domestic, with hubless drums, rotors (center hole sized 2-5/32" – 4") and composite rotors (center hole sized 4" – 6.25")
- Precision twin cutter tools and a quick drum-to-rotor changeover

**RL-8500XLT**  
Combination  
Brake Lathe  
Package  
Super-Duty  
#5150080



**Light & Medium  
Truck Adapter Set**  
#5150171



- A) Small Truck Cone - 4.125" x 5.25"
- B) Large Truck Cone - 5.125" x 6.25"
- C) Truck Plate - 7.40" OD


**Brake Lathe  
Truck Adapter Kit**  
#5150161



Fully Equipped Multi-Piece Set  
Accommodates Medium &  
Full Size Trucks

Max. Rotor Thickness - 2.5"  
Max. Rotor Diameter - 17"  
Max. Drum Diameter - 28"

**RL-8500**  
Combination  
Brake Lathe  
#5150066



Fully equipped tool package comes standard

See it on the BendPak / Ranger YouTube Page



### INFORMATION:

Ranger's wide array of multi-purpose floor jacks just keeps getting larger and more diverse. Our floor jacks have maximum capacities ranging from 3,000 to 60,000 lbs. and come in a variety of styles, like quick-pump and low-profile. No matter which one you choose, Ranger floor jacks offer incredible lifting power and top-notch construction that you can count on to never let you down. Our impressive line of floor jacks are carefully designed to accommodate a wide spectrum of weight capacities and lifting applications, easily lifting just about anything that needs service.

**RFJ-3000AL**  
1.5 Ton Aluminum  
Racing Floor Jack  
#5150061



Capacity - 3,000 lbs.  
Height - 3.5" - 17.5"  
Chassis Length - 24"

**RFJ-3000LPF**  
1.5 Ton Super-Long  
Floor Jack  
#5150060



Capacity - 3,000 lbs.  
Height - 2.75" - 24"  
Chassis Length - 34"

**RFJ-4000AL**  
2 Ton Aluminum  
Racing Floor Jack  
#5150085



Capacity - 4,000 lbs.  
Height - 3.5" - 17.75"  
Chassis Length - 24"

**RFJ-5000HD**  
2.5 Ton Heavy-Duty  
Commercial Grade  
Floor Jack  
#5150056



Capacity - 5,000 lbs.  
Height - 3" - 20"  
Chassis Length - 26"

**RFJ-3TP**  
3 Ton Professional  
Floor Jack  
#5150440



Capacity - 6,000 lbs.  
Height - 5.25" - 19.25"  
Chassis Length - 26"

**4000ALX**  
Aluminum Racing  
Floor Jack  
#5150049



Capacity - 4,000 lbs.  
Height - 3.75" - 19"  
Chassis Length - 26"

**RFJ-3T**  
3 Ton Racing Style  
Floor Jack / Plunger-U-Joint  
#5150414




Capacity - 6,000 lbs.  
Height - 4.75" - 20.5"  
Chassis Length - 28"

**RFJ-3TQP**  
3 Ton Quick Pump  
Floor Jack  
#5150418



Capacity - 6,000 lbs.  
Height - 5" - 19.75"  
Chassis Length - 25.5"



## SERIES FEATURES:

- Welded steel construction for maximum durability
- Safety ratchet design ensures stands remain locked under load
- Perfect for holding drivetrain or exhaust components in position
- Quick-adjust spin handle with thrust bearing
- Wide base provides maximum stability
- Thick, rubber adjustable pad for maximum support
- Convenient handle and column release
- Hardened ACME screw for easy adjustment
- Tripod design evenly distributes heavy weight loads
- Bearing mounted slider
- Stabilizes vehicles raised on lifts

**RJS-3T**  
3 Ton Jack Stands  
(Set of 2)  
#5150115



Holding Capacity - 6,000 lbs.  
Height - 11.5" - 17"  
Base Dimensions - 7" x 7.5"

**RJS-6T**  
6 Ton Jack Stands  
(Set of 2)  
#5150120



Holding Capacity - 12,000 lbs.  
Height - 15.5" - 24.5"  
Base Dimensions - 9" x 10.5"

**RJS-1T**  
High Reach  
Jack Stand  
#5150183



Holding Capacity - 1,650 lbs.  
Height - 54.5" - 80.5"  
Base Dimensions - 12" Diameter

**RJS-1TF**  
High Reach  
Jack Stand  
Foot Operated  
#5150185



Holding Capacity - 1,650 lbs.  
Height - 54.5" - 80.5"  
Base Dimensions - 12" Diameter

**MLS-18**  
Mobile  
Jack Stand  
#5175001



Holding Capacity - 18,000 lbs.  
Height - 48.75" - 74.5"  
Base Diameter - 32"

**RJS-2TH**  
Tripod  
Jack Stand  
#5150125



Holding Capacity - 4,000 lbs.  
Height - 55" - 87"  
Base Dimensions - 24" x 24"

**RFJ-6HD**  
3 Ton "Low Rider"  
Floor Jack  
#5150446



Capacity - 6,000 lbs.  
Height - 3.625" - 21"  
Chassis Length - 27"

**RFJ-10TL**  
10 Ton Long Frame  
Floor Jack  
#5150434



Capacity - 20,000 lbs.  
Height - 7" - 23"  
Chassis Length - 61"

**RBJ-30TL**  
30 Ton Telescoping  
Air Bottle Jack  
#5150443



Capacity 1st Stage - 60,000 lbs.  
Capacity 2nd Stage - 30,000 lbs.  
Height - 6.5" - 12" / Chassis Length - 22.5"

**RTJ-1100**  
1/2 Ton Transmission Jack  
#5150442



Capacity - 1,100 lbs.  
Height - 45" - 72"  
Base - 24" x 24"

**RTJ-1**  
1 Ton Transmission Jack  
#5150404




Capacity 1st Stage - 2,000 lbs.  
Capacity 2nd Stage - 1,000 lbs.  
Height - 37" - 73" / Base - 39" x 39"

**RTJ-3000**  
1.5 Ton Transmission Jack  
#5150406



Capacity 1st Stage - 3,000 lbs.  
Capacity 2nd Stage - 2,000 lbs.  
Height - 35.5" - 71.5" / Base - 34" x 34"



Variability in Specifications and Features: All product specifications and features listed in this catalog are for reference only. For a more accurate and comprehensive listing of product specifications and features, visit [www.bendpak.com](http://www.bendpak.com). The contents of this catalog are subject to change.

## SERIES FEATURES:

- Constructed out of 12-gauge steel
- Pneumatic lifting cylinder
- Durable powder coat finish
- Adjustable front wheel vise
- Drop-away rear wheel deck
- Easy ramp(s) removal
- Front and side extensions
- Built-in retractable swivel casters
- Full travel automatic safety locks
- Single hydraulic lifting cylinder
- Side decks can be easily removed
- Diamond-plate approach ramps
- Air powered hydraulic pump operation
- Multiple locking positions



**RML-1500XL**  
Extended  
Motorcycle  
Lift  
#5150605



Lifting Capacity - 1,500 lbs.  
Height - 7.75" - 45" / Table Width - 29.5" - 51"  
Table Length - 79.5" - 99.75"

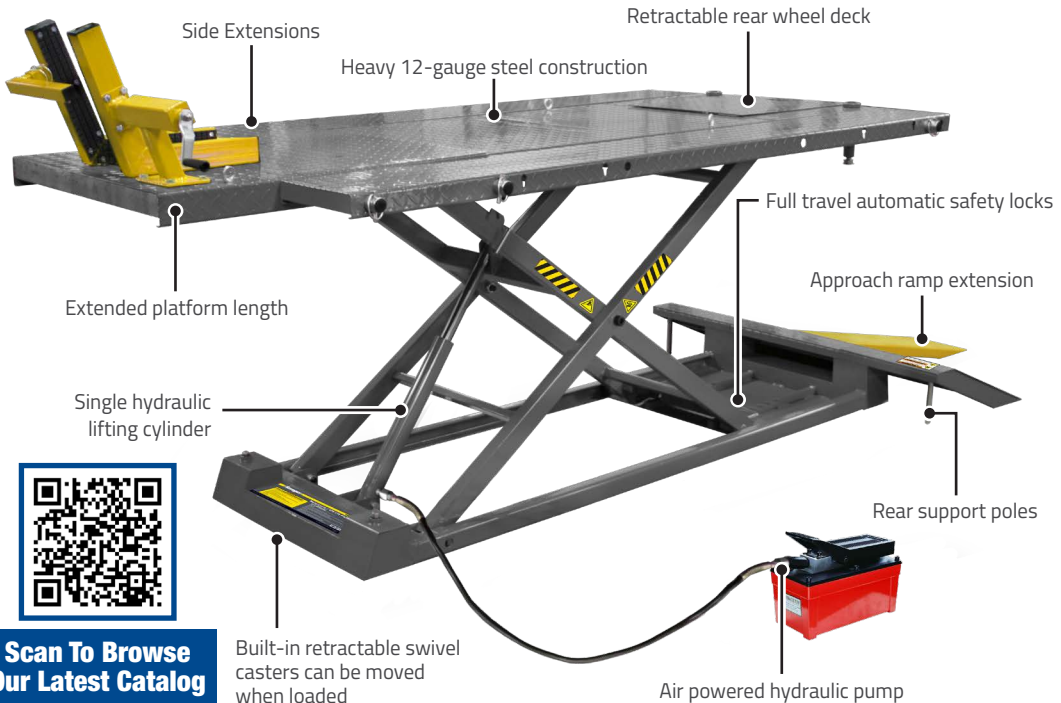
**RML-1100**  
Motorcycle Jack  
#5150071



Lifting Capacity - 1,100 lbs.  
Height - 3.5" - 16"  
Top Dimensions - 6" - 17.75"

RML-1500XL

## The Platform That Never Backs Down.



**Scan To Browse  
Our Latest Catalog**

### INFORMATION:

When you're dealing with heavy-duty vehicle parts, components and equipment commonly found in a service garage, you need to make sure that you protect yourself and your property from strain or injury. Let Ranger Products lighten the load with our considerable line of high-quality rolling equipment. All Ranger Carts and Dollies are made from high-gauge steel and employ only the best casters for easy maneuvering. Our service carts, chassis-mount vehicle dollies, low-profile automobile carts and rolling adjustable work tables come fully equipped to make your day in the garage infinitely easier. Don't lift or carry—roll with Ranger!

**RCD-1TD**  
Wheel Dolly Auto Carts  
#5150190



Capacity - 1,000 lbs. (Each)  
Dimensions - 15.5" x 23.5"  
3.5" Cast Iron Ball Bearing Casters

**RCD-2V**  
4,400-lb. Capacity Vehicle Dolly  
#5150409



Lifting Capacity - 4,400 lbs. (Each)  
Overall Height - 10"  
Caster Size - 4.5"

**RCD-1500MP**  
1,500-lb. Capacity Vehicle Dolly  
#5150079



(Sold as Pair)



Lifting Capacity - 1,500 lbs. (Each)  
Overall Height - 10"  
Caster Size - 4"

**RCD-1500**  
GoCart™ Vehicle Dolly  
#5150595



(Sold as Pair)



Load Rating Each - 1,500 lbs.  
Tire Width Capacity - 12"

**RCD-1500EX**  
GoCart™ Vehicle Dolly Extended  
#5150191



(Sold as Pair)



Load Rating Each - 1,500 lbs.  
Tire Width Capacity - 13"

**RCD-2500**  
GoCart™ Mobile Wheel Jack  
#5150625



(Sold as Pair)





Load Rating Each - 2,500 lbs.  
Tire Width Capacity - 13"

**GoCart™**  
Storage Rack  
#5150600



Load Rating - 200 lbs.  
Dimensions - 19" x 31" x 9"  
Holds up to 4 GoCart™ Dollies



### RWB-2D FEATURES:

- Electrostatic triple-baked protective powder coat
- Rolled edges for added strength and rigidity
- Full-extension ball bearing drawer slides
- Tumbler key-lock pivot drawer latching system

### RWB-2S FEATURES:

- Glossy red finish
- Electrostatic oven-baked powder coat
- Rolled edges for added strength and rigidity
- 5/32" HD rolled edge steel table top
- 3/32" HD rolled edge steel shelves
- 12-gauge construction

### RWB-1TD FEATURES:

- Lockable heavy-duty drawer
- 500-lb. working capacity
- Heavy-duty 4" casters
- Adjustable working height
- Removable polyethylene fluid drain
- 14-gauge table top
- 3/4" liquid containing rim

**RWB-2D**  
2-Drawer Work Bench  
#5145330



Height - 34.5"  
Width - 59"  
Depth - 25.25"

**RWB-2S**  
2-Shelf Work Bench  
#5145335



Height - 34.5"  
Width - 79"  
Depth - 25.25"

**RWB-1TD**  
Work Bench w/Fluid Catcher  
#5145336



Height - 40"  
Width - 48"  
Depth - 32"

**RP-20FC**  
Oil Filter  
Crusher  
with Stand  
#5150067



Capacity - 10 Ton / Cycle Time - 15 - 20 sec.  
Air Requirements - 125 - 175 psi  
Dimensions - 29.5" x 17" x 17"

**RP-30FCH**  
Electric / Hydraulic  
Oil Filter Crusher  
with Stand  
#5150008



Capacity - 15 Ton / Cycle Time - 8 - 15 sec.  
Power Supply - 208-240V / 50/60Hz / 1 Ph  
Dimensions - 75" x 42.5" x 17"

**RP-50FC**  
Heavy-Duty  
Oil Filter  
Crusher  
with Stand  
#5150401



See it on  
Youtube



Capacity - 25 Ton / Cycle Time - 8 - 15 sec.  
Power Supply - 208-240V / 50/60Hz / 1 Ph  
Dimensions - 90.5" x 32.5" x 31.5"



Variability in Specifications and Features: All product specifications and features listed in this catalog are for reference only. For a more accurate and comprehensive listing of product specifications and features, visit [www.bendpak.com](http://www.bendpak.com). The contents of this catalog are subject to change.

### SERIES FEATURES:

#### Oil Drains

- Lightweight for easy portability
- Safe and easy to use
- Non-corrosive telescoping tube
- Heavy-duty stainless steel clamp
- Built-in hand grips
- Durable steel construction
- Tough construction will resist dents, rust and corrosion
- Rugged funnel with built-in contamination screen

#### Hose Reel

- Use for air or water
- Solid brass swivel fitting
- 4-direction, non-sag rollers
- Guided arm adjusts to 9 positions
- Wall, floor, or ceiling mount with a 7" x 8" reinforced mounting base
- Anti-lock out ratched, mechanism prevents reel from locking up when hose is full extended

**RD-9G**  
9-Gallon  
Oil Drain  
#5150997



Capacity - 9 gal.  
Height - 32" - 64"  
Funnel Diameter - 18"

**RD-18G**  
18-Gallon  
Oil Drain  
with Pump  
#5150995



Capacity - 18 gal.  
Height - 56" - 72"  
Evacuation Pump

**RD-15**  
15-Gallon  
Low-Profile  
Oil Drain  
#5150206




Capacity - 15 gal.  
Height - 8.5"  
Shipping Weight - 43 lbs.

**RD-20SE**  
20-Gallon  
Air-Evac  
Oil Drain  
#5150996



Capacity - 20 gal.  
Height - 52" - 83"  
Funnel Diameter - 16"

**RP-20T**  
Bottle Jack  
Shop Press  
#5150496



Capacity - 40,000 lbs.  
Cylinder Stroke - 8"  
Width - 23" / Height - 59"

**RH-50PL**  
Hose Reel  
#5150211



Air Pressure - 300 psi  
Hose Length - 50'  
Fittings - 3/8"

**RP-20HD**  
Hydraulic  
Shop Press  
#5150059



Capacity - 40,000 lbs.  
Cylinder Stroke - 5.5"  
Width - 37" / Height - 60.25"



### RP-20HD FEATURES:

- Ideal for pressing bearings, U-joints, etc.
- Hydraulic cylinder moves laterally
- Includes two heavy-duty press plates
- Independent two-speed hydraulic pump for maximum performance
- Integrated 4" diameter 20-ton pressure gauge
- Adjustable table height
- Heavy steel construction

**RS-500D / RS-750D FEATURES:**

- Heavy-duty steel construction
- Removable tank screen
- Stainless oil skimmer
- Removable parts tree
- Powder coat finish
- Brass nozzles
- Full opening octagonal door
- Large drain pipe
- Heavy-duty rubber casters
- Friction-drive turntable system
- Gasket-free door
- Small parts basket
- Stainless steel handles
- FREE bucket of soap included

**SOAP FEATURES:**

- Non-foaming soap
- Low pH
- Mild alkali
- Water soluble
- Specially formulated
- Removes grease, oil, stains, carbon, protein and some paints

**Spray Wash Cabinets**



Model	RS-500D	RS-750D (TRUCK)
SKU	#5155117	#5155118
Load Capacity	500 lbs.	1,000 lbs.
Tank Capacity	50 gal.	53 gal.
Interior Dimensions	43" x 32"	54" x 32"

**Aluma-Klean Detergent**  
 20 lbs. #5155096  
 50 lbs. #5155100




**FREE 20-lb. Soap Bucket w/ all Spray Wash Cabinets**

**STAINLESS STEEL OPTIONS AVAILABLE**

**RS-500DS**  
 Stainless Steel  
 Spray Wash Cabinet  
 #5155051

**RS-750DS**  
 Stainless Steel  
 Spray Wash Cabinet  
 #5155052



Variability in Specifications and Features: All product specifications and features listed in this catalog are for reference only. For a more accurate and comprehensive listing of product specifications and features, visit [www.bendpak.com](http://www.bendpak.com). The contents of this catalog are subject to change.

### RWS-1B FEATURES:

#### Bubble Balancer

- Rugged die-cast aluminum head cone
- Easy to use self-leveling stand
- Built-in weight-storage compartments
- Self-aligning, spring-loaded cone
- Hardened cast pivot seat
- Recessed circular level bubble

#### RWS-1B Bubble Wheel Balancer #5156100



Hub Hole Diameter - 1.5" - 4.5"  
Calibrated at - 90°- 180°- 270°- 360°  
Width - 12" / Height - 23"

### RWS-3TC FEATURES:

#### Manual Tire Changer

- Heavy steel construction for maximum durability
- Efficient operation at a fraction of the cost
- Performs both mounting and bead breaking operations

#### RWS-3TC Manual Tire Changer #5150400



ITEM COLOR MAY VARY

Tire Capacity - 8" - 7.5" x 16"  
Wheel Plate Diameter - 7.5"  
Base Dimensions - 15" x 18"

### RST-1WS Features:

#### Rolling Work Seat

- Padded seat
- Swivel casters for easy maneuverability
- Relieves sore back muscles
- Work more efficiently
- Sturdy steel tubing construction
- Low profile design

#### RST-1WS Rolling Work Seat #5150514



ITEM COLOR MAY VARY

Steel Tubing - 1"  
Swivel Casters - 2.5"  
Relieves sore back muscles

#### Clip-On Steel Wheel Weights



0.25oz, 0.75oz, 1oz, 1.25oz, 1.5oz,  
1.75oz, 2oz, 2.25oz, 2.5oz, 2.75oz, 3oz  
Qty. - 25 ea.

#### Silver Adhesive Steel Wheel Weight 700 pc. Roll #5150220



0.25 oz. / 1/2" W - 11 lbs.  
Silver Powder-Coated Finish  
Quick-Peel™ Adhesive Backing

#### Black Adhesive Steel Wheel Weight 700 pc. Roll #5150225



0.25 oz. / 1/2" W - 11 lbs.  
Black Powder-Coated Finish  
Quick-Peel™ Adhesive Backing

#### Adhesive Steel Wheel Weight Combo Set #5150230



2 Rolls - 700 pcs each / 0.25 oz. / 1/2" (W)  
Black and Silver Powder-Coated  
Quick-Peel™ Adhesive Backing

#### Wheel Weight Dispenser Stand Kit #5150028



Accepts 2 Rolls 10.5" - 11.5" Wide  
1,400 pcs / 0.25 oz. Quick-Peel™  
Adhesive Steel Wheel Weights



### RST-500ES FEATURES:

- Adjusts to fit all vehicles
- Rubber foot pads to hold load securely
- Straddles inner fender wells
- Precisely positions engine for easy gear box and transmission removal
- Perfect for 4 and 6 cylinder engines
- Folds upright to conserve space

### RES-1TF Features

- Heavy steel construction
- Long rubber-grip handle
- Head swivels 360° for easy positioning
- Heavy-duty swivel casters
- Slotted adjustable saddle permits quick and easy installation
- Neck is reinforced for extra strength

### RSC-2TF FEATURES:

- Designed for shops with limited space
- Folds for easy storage
- Heavy-duty steel casters
- Neck is reinforced for extra strength
- Wide base for maximum stability
- Telescoping boom provides 4 positions
- Heavy steel construction

**RST-500ES**  
Engine Support  
#5150103



Holding Capacity - 1,500 lbs.  
Screw Travel - 13"  
Adjustable Width - 40" - 63"

**RES-1TF**  
Engine Stand  
#5150470



Holding Capacity - 2,000 lbs.  
Front Width - 31" / Rear Width - 27.5"  
Height - 37.5" / Length - 41"

**RSC-2TF**  
Folding Shop Crane  
#5150105



Boom Length - 40" - 63"  
Boom Capacity - 1,100 - 4,400 lbs.  
Boom Height - 80" - 93"

**RIC-4716**  
Inflation Cage  
#5150315



Max Tire Width - 16"  
Max Tire Diameter - 47"  
Solid-steel welded-steel base

**TSR-2S**  
Mobile Tire  
Storage Rack  
#5216274

- Overall Length - 77"
- Overall Width - 27.5"
- Max. Load Capacity - 1,250 lbs.

Welded Steel  
Alloy Tubing



### 3 SIGNS INCLUDED



Variability in Specifications and Features: All product specifications and features listed in this catalog are for reference only. For a more accurate and comprehensive listing of product specifications and features, visit [www.bendpak.com](http://www.bendpak.com). The contents of this catalog are subject to change.



### ELEVATE COMFORT, ENHANCE PRODUCTIVITY

**ERGO-RS**  
Ergonomic Height-Adjustable Creeper Seat  
#5215988



**Wall Mounted Hangers Available**  
#5216087



Capacity - 350 lbs.  
Seat Height - 5" - 21"  
Overall Width - 28"

**ERGO-SCOOT**  
Ergonomic Reclining Low-Profile Creeper Seat  
#5160118



\*Shown with adjustable risers installed

Capacity - 350 lbs.  
Seat Height - 9.5" - 31.5"  
Overall Width - 23.5"

**ERGO-JET**  
Ergonomic Height-Adjustable Workstation  
#5160112



Capacity - 350 lbs.  
Seat Height - 18.75" - 26.75"  
Overall Width - 33.5"

**ERGO-GLIDE**  
Ergonomic Reclining Creeper Seat  
#5160120



Capacity - 600 lbs.  
Seat Height - 6.25" - 31.5"  
Seat Angle Min. / Max. -  $\approx 0^\circ$  to  $30^\circ$



### 3-IN-1

- Portable Air Cooler
- 14-Quart Ice Chest
- Bluetooth Speakers



Gray - #5150019 Camo - #5150033

#### INCLUDES:

- Cooler
- Battery Pack
- Battery Charger
- Air Flow Nozzles
- 110V & 12V Power Cords
- User Manual
- Shoulder Strap

#### SPECS:

- Capacity: 14-Quarts
- Rechargeable 10,000mAh lithium-ion battery
- Battery charge lasts up to 5 hrs. on low, 2.5 hrs. on high
- Interior Dimensions: 9 (H) x 12 (W) x 7 (D) in.
- Exterior Dimensions: 18.5 (H) x 13 (W) x 12 (D) in.
- Dry weight with battery pack: 15.5 lbs.



#### SPECS:

- Dual rechargeable 10,000mAh lithium-ion batteries
- Battery charge lasts up to 10 hrs. on low, 5 hrs. on high
- Int. Dimensions: 21.25 (L) x 12.5 (W) x 12 (H) in.
- Ext. Dimensions: 23 (L) x 14.25 (W) x 16.25 (H) in.
- Dry weight with battery packs: 32 lbs.



#5150078

### 4-IN-1

- Portable Air Cooler
- 50-quart Ice Chest
- Bluetooth™ Speakers
- Portable Power bank



Recirculated Cooling



Powerful Dual-Fans



Eco-Friendly Solar Panels



USB Output



Power Supply



#### SPECS:

- Dual rechargeable 10,000mAh lithium-ion batteries
- Battery charge lasts up to 12 hrs.
- Int. Dimensions (Tier 1): 7 (D) x 13.5 (W) x 10.5 (H) in.
- Int. Dimensions (Tier 2): 7.5 (D) x 19.75 (W) x 5 (H) in.
- Dry weight with battery packs: 26.5 lbs.



#5151000

### 4-IN-1 GOLF CART COMPANION

- Portable Air Cooler
- 25-quart Ice Chest
- Bluetooth™ Speakers
- Portable Power Bank

DESIGNED for GOLF CARTS



NEW!



## COOLBREEZE SERIES



**CB-19L**  
Portable Evaporative Air Cooler  
#5150082

**NEW!**



Fan Diameter - 19"  
Water Capacity - 15 Gal  
Max. Airflow - 5,300 CFM

### Honeycool™ Evaporative Media Replacement Pad Set



Number of Media Panels vary per model.

CoolBreeze	CB-26 (3 Pc.)
SKU	#5326361
Dimensions	39" x 14" x 6"

Cool Boss Protective Cover Comes Standard



### Protective Cover Replacement

#5326303.....Small / CB-16  
#5326304.....Medium / CB-28  
#5326305.....Large / CB-36

**CB-26SL**  
Portable Evaporative Air Cooler  
#5150026

**OPTIONAL**  
208-230V Model  
**CB-26SLH**  
#5150037



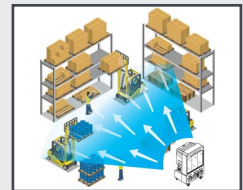
Fan Diameter - 26"  
Water Capacity - 50 Gal  
Max. Airflow - 7,540 CFM

CoolBlast	CB-16 (3 Pc.)	CB-28 (3 Pc.)	CB-28HV (4 Pc.)	CB-36 (5 Pc.)
SKU	#5326296	#5326297	#5326428	#5326298
Dimensions	30" x 13" x 6"	39" x 12" x 6"	39" x 7" x 4"	46" x 12" x 5"

### COOLBREEZE SERIES FEATURES:

- Oscillating swing-louvers
- Blue Flex™ axial flow fan
- User-friendly controls
- Three-speed fan
- Water inlet flow control
- Standard power supply - 110V / 60 Hz / 1 Ph
- Honeycool™ evaporative media
- Durable swivel casters
- Constant water inlet
- Protective cover comes standard
- Space-saving design
- Extra-long power cord
- GFCI plug
- UL® Certified

### SWING-LOUVERS



Variability in Specifications and Features: All product specifications and features listed in this catalog are for reference only. For a more accurate and comprehensive listing of product specifications and features, visit [www.bendpak.com](http://www.bendpak.com). The contents of this catalog are subject to change.

## COOLBLAST SERIES

**CB-16L Portable  
Evaporative Air Cooler**  
#5150151

**OPTIONAL  
208-230V  
Model  
CB-16H**  
#5150176



**OPTIONAL ACCESSORY  
CB-16 Duct Kit**  
# 5150236



Fan Diameter - 16"  
Water Capacity - 60 Gal  
Max. Airflow - 4,960 CFM

**CB-28L Portable  
Evaporative Air Cooler**  
#5150152

**OPTIONAL  
208-230V  
Model  
CB-28H**  
#5150177



Fan Diameter - 28"  
Water Capacity - 80 Gal  
Max. Airflow - 8,120 CFM

**CB-36L Portable  
Evaporative Air Cooler**  
#5150153

**OPTIONAL  
208-230V  
Model  
CB-36H**  
#5150178



Fan Diameter - 36"  
Water Capacity - 115 Gal  
Max. Airflow - 10,440 CFM


**CoolBoss CB-28HV**  
80-Gallon High-Velocity Fan  
#5150179

**HIGH  
VELOCITY  
12,180  
CFM**

**NEW!**



Fan Diameter- 28"  
Tank - 80-Gallon  
Cooling Capacity - 12,180 sq. ft.



### COOLBLAST SERIES FEATURES:

- Remote control with a convenient holder
- Automatic water source shutoff
- Water inlet flow control
- Durable ABS plastic shell construction
- Variable-speed fan
- Standard power supply - 110V / 60 Hz / 1 Ph
- Honeycool™ evaporative media
- Bluetooth® audio player
- Built-in speakers
- LED floodlight
- Space-saving design
- Soft-touch LED controls
- Antibacterial housing
- Durable swivel casters
- 360° handle
- Protective cover comes standard
- Built-in timer
- Extra-long power cord
- GFCI plug
- UL® Certified

Variability in Specifications and Features: All product specifications and features listed in this catalog are for reference only. For a more accurate and comprehensive listing of product specifications and features, visit [www.bendpak.com](http://www.bendpak.com). The contents of this catalog are subject to change.

### SUPERIOR DESIGN NEXT LEVEL PERFORMANCE


  
Durable  
Construction

  
Energy  
Efficient

  
Low Noise  
Levels

  
Enhance  
Productivity

  
Permanent  
Magnet Motor



Cool Boss HVLS fans generate industry-leading performance with maximum airflow while maintaining the lowest energy consumption possible. Apart from energy efficiency and cost savings benefits, every Cool Boss fan provides instant area comfort more efficiently and effectively than any other air movement solution. Our fans deliver a huge volume of air at any speed, so you'll rarely need to run them at max capacity, which is one of the many advantages and benefits of HVLS technology.

### TEMPEST SERIES

**CB-11HVLS**  
#5150201

**11.5 ft.  
DIAMETER**



Fan Diameter - 11.5 ft. (3.5m)  
Weight - 152 lbs. (69kg)  
Air Volume - 4,200 (m<sup>3</sup>/min)

**CB-16HVLS**  
#5150202

**16 ft.  
DIAMETER**



Fan Diameter - 16.4 ft. (5.0m)  
Weight - 209.5 lbs. (95kg)  
Air Volume - 10,200 (m<sup>3</sup>/min)

### WINDSTORM SERIES

**CB-20HVLS**  
#5150237


**20 ft.  
DIAMETER**



Fan Diameter - 20 ft. (6.1m)  
Weight - 282 lbs. (128kg)  
Air Volume - 12,700 (m<sup>3</sup>/min)

**CB-24HVLS**  
#5150238

**24 ft.  
DIAMETER**



Fan Diameter - 24 ft. (7.3m)  
Weight - 295.5 lbs. (134kg)  
Air Volume - 14,850 (m<sup>3</sup>/min)

# SHIP, DELIVER & INSTALL. WE DO IT ALL.

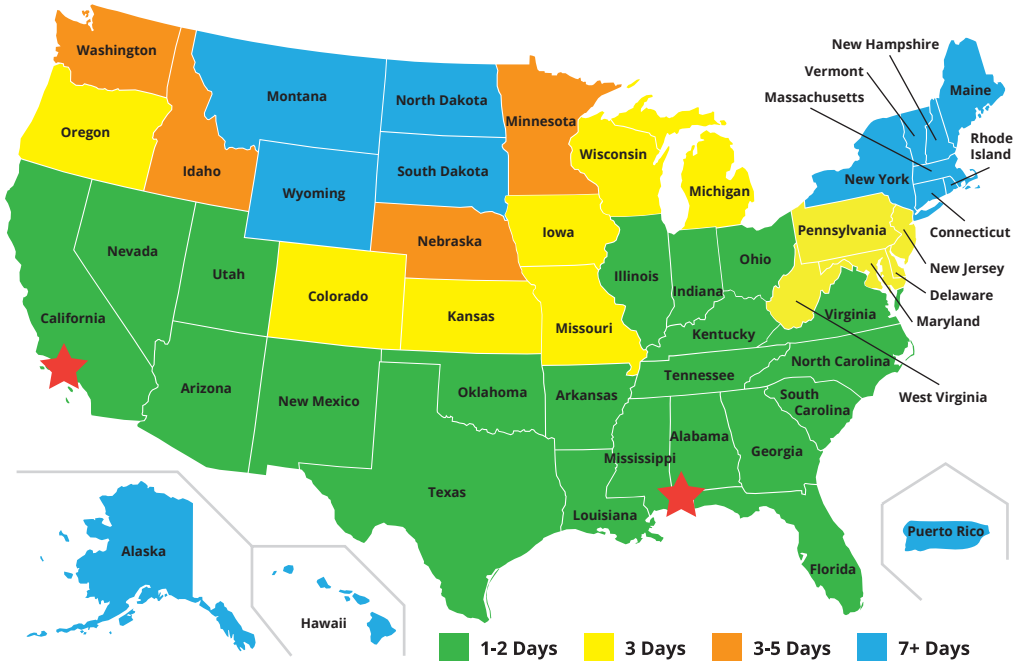
Shop Planning • Above Ground Lift Installation • Painless Equipment Delivery

## SERVICE IS OUR SPECIALTY

BendPak has a network of installation and service teams throughout the United States authorized to provide installation and support on all of the products we sell. With over 700 service centers, you can rest assured that the products you purchase from BendPak are backed by a nationwide team of qualified service personnel. At BendPak, we've made a commitment to offer unparalleled service and support. More than just a seller, we want to be your automotive equipment partner for life.

## FREE SHIPPING\*

At BendPak, we are dedicated to delivering your purchase as quickly and affordably as possible. All products marked FREE SHIPPING include FREE destination delivery to all direct shipping points within the 48 contiguous United States. For heavy equipment purchases, we offer a range of delivery and pick-up options so you can choose the shipping method that best meets your needs.



## EASY TO ORDER – DELIVERED RIGHT TO YOUR DOOR

Ordering lifts or shop equipment from BendPak is fast and easy. Whether for the shop or home, we'll make sure your order is delivered to you as fast and conveniently as possible. And we'll arrange the installation and set-up as well if you wish. Placing an order takes just minutes. Either call and speak to one of our courteous specialists or place your order online and click your way through. If you ever need assistance or advice, our friendly consultants are only a phone call away. We look forward to serving you.

## IF YOU FIND A LOWER PRICE, WE'LL MATCH IT OR BEAT IT - GUARANTEED.

If you find a lower price anywhere on an identical BendPak™ or Ranger™ brand product sold in the United States, show us the lower advertised price at the time of purchase and we will match it on the spot. Or show us the lower price within 14 days of your purchase and we will pay you the difference. We will not match other retailer's mail-in rebates nor will we deduct the value of any gift with purchase.



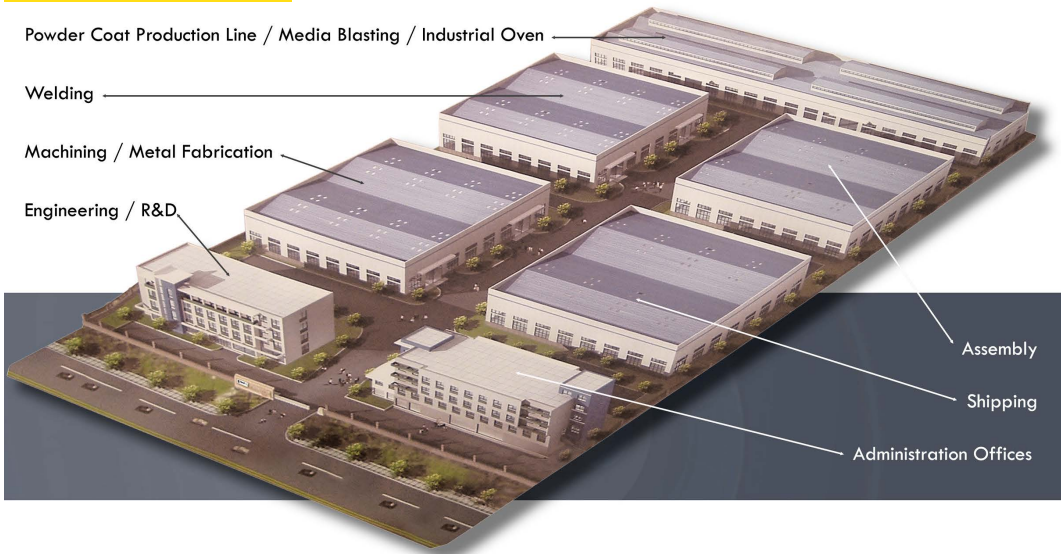
BendPak reserves the right to verify all information. Our low-price guarantee covers identical BendPak and Ranger branded items with the same model number, features and U.S. warranty. The item must be in stock and available for purchase at the price as advertised. We reserve the right to call and verify that the item is in stock and available for purchase at the price as advertised. Low price guarantee applies only to items shown in this flyer. Taxes, ad errors, closeouts, clearance, liquidation, free product offers, special orders, offers advertised at a specific location and refurbished items are also excluded from this guarantee.

# Manufacturing Superiority

## Medium and Heavy-Duty Products

BendPak recognizes the manufacturing process as our moment of maximum influence. When we ship a piece of equipment, we need to know that the product leaving our manufacturing complex is the best it could be. That's why we demand nothing short of the very finest in facilities and machinery. Our primary factory houses development and manufacturing for medium and heavy-duty lifting products and wheel service models. At just over 300,000 square ft., it's designed for maximum efficiency and safety. Plus, we consistently employ the best steel fabrication techniques in the world.

## Main Production Facility



## Light and Medium-Duty Products


BendPak's second mega-sized manufacturing facility is used primarily for the fabrication of light and medium-duty lift products, select parking systems and vehicle repair tools and equipment. The multiplex factory houses state-of-the-art equipment including, numerically-controlled turning and milling equipment and automated welding systems. Full-capability services like comprehensive metallurgy testing, heat treatment, automated powder coating and other specialty operations take place here as well. The facility also houses assembly and packaging operation centers and product development testing labs for BendPak's growing customer base around the globe.



**BendPak**

# Manufacturing Superiority

## Commitment to World-Class Standards



BendPak's car lift manufacturing processes are centralized in order to deliver cutting-edge technology and unprecedented quality control. All of our manufacturing facilities utilize efficient, state-of-the-art processes to serve our customers' needs in the most cost-effective way possible. Companies that want to be competitive in an increasingly global marketplace must have a global outlook. BendPak continually seeks opportunities to strengthen our existing presence in the global arena, as well as set world-class standards in everything we do.

## New Dynamic And Energizing Work Environment



BendPak expanded again with the purchase of a 22,256-square-foot administrative building which serves as our brand-new global headquarters. This dynamic and energizing work environment offers BendPak employees stunning views and a serene atmosphere which will ultimately inspire creativity and foster productivity. Our new headquarters features many zen-like elements including a waterfall, babbling brook, and a peaceful koi pond to name a few. Whenever we need a change of pace to stimulate new ideas, we can also take advantage of the many outdoor relaxation and meeting spaces.

## Safe Practices are Best Practices

Our multi-department manufacturing complexes have allowed us to expand both machinery and employees to triple our daily production capacity. All BendPak employees are Q.C. trained and follow rigid ISO-9001 guidelines. Every day, more than 700 employees around the world dedicate themselves to putting our core values into action. Safety is first—it's our company's top priority, followed closely by environmental responsibility, cost-efficiency, quality, customer service and accountability for all departments. These principles guide our highly skilled workforce toward BendPak's unified vision.



Including new acquisitions like our latest facility in Mobile, Alabama, BendPak's facilities encompass over 700,000 sq. ft. worldwide. Each location follows strict guidelines as outlined by ISO-9001, further supporting our position as a premier global manufacturer. At BendPak, we ensure that our offshore manufacturing is no different in approach or standards from our domestic production. These facilities are audited year-round and undergo systematic evaluation of documented quality programs such as TUV, ANSI/ALI ALCTV, CSA, UL and AS/NZS 1418.9. The programs are also audited quarterly to ensure continued compliance with all applicable standards.

# BendPak.

Sourcewell   
Awarded Contract  
Contact #121223-BND



30440 Agoura Road, Agoura Hills, CA 91301 USA  
1-800-253-2363 | [www.bendpak.com](http://www.bendpak.com)