

MORE

SPEED • HORSEPOWER • TORQUE

R980XR Tire Changer

208-240V SKU# 5140146

R980XR-L

110V SKU# 5140238



SWING-ARM

1-800-253-2363 • www.BendPak.com

Ranger

ENHANCED FEATURES

Adjustable RimGuard™ Wheel Clamps

Ranger's trademark wheel clamps extend 10" - 34" and feature internal and external multi-teeth jaws.

Advanced Clamp Positioning

Variable clamp positioning makes wheel service simple, perfectly controlling the wheels when clamping them. Operators have the freedom to freely and precisely position clamps within the entire clamping range. There's no need for the clamps to cycle the full range.

Easier Bead Lubrication

A rigid, 45 mm spring-assisted hexagonal vertical tool shaft, combined with a hardened-steel horizontal outrigger support arm, maintains perfect position of the mount-demount tool head during all tire service procedures to reduce the chance of expensive wheels getting damaged.

Power-Controlled Bead Loosener

All moving parts feature maintenance-free linear guide bearings for easy adjustment of both vertical and horizontal wheel settings. The non-flex horizontal arm also features a hardened lower roller guide for smooth and controlled in-and-out movement. Integrated rubber bump-stops ensure smooth return during tilt-back operations to help reduce shock loading and minimize wear on tower guides and moving parts.

Adjustable Bead Loosener Shovel Blade

A multi-axis and adjustable bead loosener shovel blade helps accommodate a larger variety of tire and wheel combinations.

Enhanced Bead-Breaker Arm

The tire changer's arm features a rugged box frame construction that increases strength and ensures years of dependable service and performance.

TurboBlast™ Bead Seating


Ranger tire changers feature the renowned TurboBlast™ bead seating system that blasts a powerful air burst between the tire and rim to help seat stubborn beads fast. A durable, non-marring nylon discharge barrel features a contoured tab that locks securely on the edge of the rim for better control during air discharge between the tire and wheel. A welded-steel, eight-gallon surge tank is larger than competitive models for all the inflation power you need, when you need it.



**Polymer & Urethane
RimGuard™ Wheel Clamps**



**Advanced Clamp
Positioning**



Adjustable Bead Breaker



**TurboBlast™ Bead
Seating**



Maintenance-Free Gearbox

Maintenance-Free Gearbox

A maintenance-free gearbox features a large oil and grease reservoir that helps provide efficient heat dissipation and improved lubrication for longer service life. Internal baffles and a constant-seating stress flange gasket ensure positive, leak-free venting. The rugged gearbox enclosure is precision-milled for precise alignment of horizontal and vertical bases and features precision helical gears that operate much more smoothly and quietly than typical spur gear transmissions. The rugged housing provides maximum strength for extreme durability under hard working conditions and greater precision under load during worm and gear alignment.



Updated Electric Motor

Updated Electric Motor

Improved electric motor features the best of proven technologies, including rugged copper rotor construction, high-quality bearings, thermal-cool epoxy insulation and durable rolled steel frames.



Pneumatic Control Valves

Guide Bearings For All Moving Parts

All moving parts feature maintenance-free linear guide bearings for easy adjustment of both vertical and horizontal wheel settings. The non-flex horizontal arm also features a hardened lower roller guide for smooth and controlled in-and-out movement. Integrated rubber bump-stops ensure smooth return during tilt-back operations to help reduce shock loading and minimize wear on tower guides and moving parts.

Pneumatic Control Valves

Industrial-grade, 45-micron pneumatic control valves feature die cast and machined bodies constructed from zinc and aluminum. High-performance polyurethane seals and self-lubricating, Teflon® piston guides provide increased service life and performance at the highest level possible within almost every imaginable working condition. Valve plungers feature muffled extrication ports that direct any dirt or contamination accumulated on the outside perimeter of the spool to be automatically blown away each time the valve goes into the release position.



Simple Foot-Pedal Control

Simple Foot-Pedal Control

Durable forged steel (instead of cast iron) foot pedal levers will stand up to everyday use and abuse in high-volume tire centers. Snap action spring return means precise and controlled operation. Foot-pedal control valves feature multi-link rod connections for non-binding plunger movement and precise bilateral control.

STREAMLINED DESIGN

R980XR FEATURES



Swing Control

Swing-Arm

TurboBlast™
Bead Seating

Storage Cabinet

Alloy-Steel Mount
& Demount Head

High-Torque
Electric
Turntable

Adjustable RimGuard™
Wheel Clamps

Inflation Pedal



Adjustable
Bead Breaker

Simple
Foot-Pedal
Controls

Tire Iron

STANDARD ACCESSORIES


Adjustable Wheel Clamps



Lubricator Bucket & Brush



Tire Iron



OPTIONAL ACCESSORIES

Plastic Tool Head

#5150523



- Helps protect expensive alloy wheels
- Must have mount-demount head flange adapter. Not included.

Mounting Flange

#5150524



- Hardened steel
- Includes all mounting hardware
- Requires plastic tool head

Wheel Protection Kit


#5150535



- (3) roller replacement inserts
- (3) mount-demount head underside slides
- (4) turntable clamp covers
- (2) bead breaker blade covers

ATV Changer Clamps Kit

#5328425

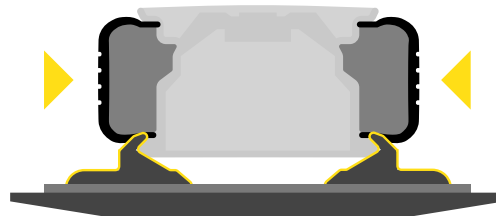
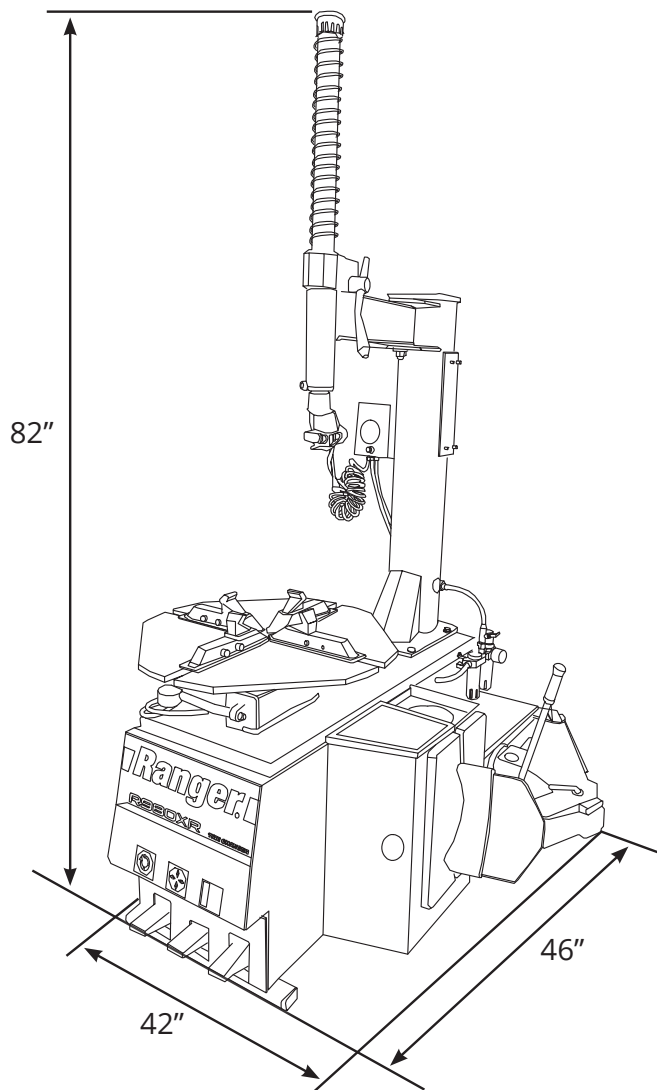


- Perfect for motorcycle and ATV wheels
- Raises external wheel clamping elevation

SPECIFICATIONS

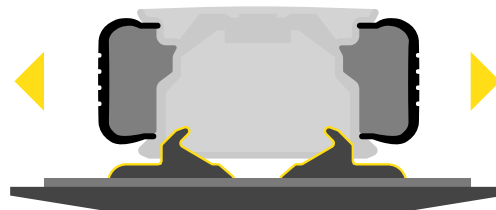
Model	R980XR Swing-Arm	R980XR-L Swing-Arm
SKU	5140146	5140238
Voltage	208-240V, 50-60hz, 1 Ph*	110V, 50-60hz, 1 Ph*
Min. Air Requirements	15 CFM, 165 PSI	
Inside Wheel Clamping Range	10" - 30" (254 mm - 762 mm)	
Outside Wheel Clamping Range	9" - 28" (229 mm - 712 mm)	
Turntable Tire Width Capacity	4" - 18" (102 mm - 457 mm)	
Maximum Tire Diameter	50" (1,270 mm)	
Dimensions	42" (1,067 mm) W x 46" (1,168 mm) D x 82" (2,083 mm) H	

*Note: Standard electrical configurations shown. Additional voltage options available upon request.



Outside Wheel Clamping Range

9 - 28" (229 - 712 mm)



Inside Wheel Clamping Range

10 - 30" (254 - 762 mm)



Maximum Tire Diameter

50" (1,270 mm)

Disclaimer: Specifications, features, and options are subject to change without notice. Illustrations may show optional equipment or accessories sold separately. Maximum wheel sizes, weights, and capacities are approximate and may vary depending on wheel type, condition, and application. Always follow manufacturer guidelines and local safety regulations when operating equipment.