

MORE

SPEED • HORSEPOWER • TORQUE

R80EX Tire Changer

SKU# 5140139



TILT-BACK
DUAL-TOWER ASSIST

ENHANCED FEATURES

Adjustable RimGuard™ Wheel Clamps

Ranger's trademark wheel clamps extend 10" - 34" and feature internal and external multi-teeth jaws.

Advanced Clamp Positioning

Variable clamp positioning makes wheel service simple, perfectly controlling the wheels when clamping them. Operators have the freedom to freely and precisely position clamps within the entire clamping range. There's no need for the clamps to cycle the full range.

Easier Bead Lubrication

A rigid, 45 mm spring-assisted hexagonal vertical tool shaft, combined with a hardened-steel horizontal outrigger support arm, maintains perfect position of the mount-demount tool head during all tire service procedures to reduce the chance of expensive wheels getting damaged.

Power-Controlled Bead Loosener

All moving parts feature maintenance-free linear guide bearings for easy adjustment of both vertical and horizontal wheel settings. The non-flex horizontal arm also features a hardened lower roller guide for smooth and controlled in-and-out movement. Integrated rubber bump-stops ensure smooth return during tilt-back operations to help reduce shock loading and minimize wear on tower guides and moving parts.

Adjustable Bead Loosener Shovel Blade


A multi-axis and adjustable bead loosener shovel blade helps accommodate a larger variety of tire and wheel combinations.

Enhanced Bead-Breaker Arm

The tire changer's arm features a rugged box frame construction that increases strength and ensures years of dependable service and performance.

TurboBlast™ Bead Seating

Ranger tire changers feature the renowned TurboBlast™ bead seating system that blasts a powerful air burst between the tire and rim to help seat stubborn beads fast. A durable, non-marring nylon discharge barrel features a contoured tab that locks securely on the edge of the rim for better control during air discharge between the tire and wheel. A welded-steel, eight-gallon surge tank is larger than competitive models for all the inflation power you need, when you need it.



**Polymer & Urethane
RimGuard™ Wheel Clamps**



**Advanced Clamp
Positioning**



Adjustable Bead Breaker



TurboBlast™ Bead Seating



Maintenance-Free Gearbox

Maintenance-Free Gearbox

A maintenance-free gearbox features a large oil and grease reservoir that helps provide efficient heat dissipation and improved lubrication for longer service life. Internal baffles and a constant-seating stress flange gasket ensure positive, leak-free venting. The rugged gearbox enclosure is precision-milled for precise alignment of horizontal and vertical bases and features precision helical gears that operate much more smoothly and quietly than typical spur gear transmissions. The rugged housing provides maximum strength for extreme durability under hard working conditions and greater precision under load during worm and gear alignment.



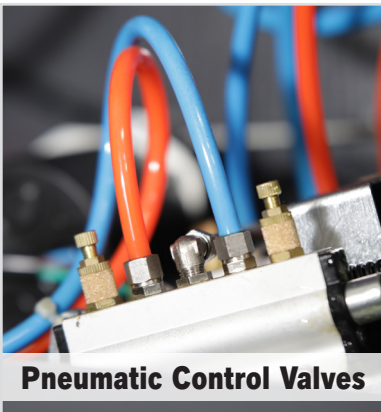
Updated Electric Motor

Updated Electric Motor

Improved electric motor features the best of proven technologies, including rugged copper rotor construction, high-quality bearings, thermal-cool epoxy insulation and durable rolled steel frames.

Guide Bearings For All Moving Parts

All moving parts feature maintenance-free linear guide bearings for easy adjustment of both vertical and horizontal wheel settings. The non-flex horizontal arm also features a hardened lower roller guide for smooth and controlled in-and-out movement. Integrated rubber bump-stops ensure smooth return during tilt-back operations to help reduce shock loading and minimize wear on tower guides and moving parts.



Pneumatic Control Valves

Tilt-Back Tower Design

The tilt-back tower provides greater clearance and access for tire removal and inflation. Pneumatic-lock tool head stays positioned on the tower return for instant set up for like sets of tires and wheels.

Pneumatic Control Valves

Industrial-grade, 45-micron pneumatic control valves feature die cast and machined bodies constructed from zinc and aluminum. High-performance polyurethane seals and self-lubricating, Teflon® piston guides provide increased service life and performance at the highest level possible within almost every imaginable working condition. Valve plungers feature muffled extrication ports that direct any dirt or contamination accumulated on the outside perimeter of the spool to be automatically blown away each time the valve goes into the release position.

Simple Foot-Pedal Control

Durable forged steel (instead of cast iron) foot pedal levers will stand up to everyday use and abuse in high-volume tire centers. Snap action spring return means precise and controlled operation. Foot-pedal control valves feature multi-link rod connections for non-binding plunger movement and precise bilateral control.



Simple Foot-Pedal Control

TURN CHANGE INTO DOLLARS

R80EX FEATURES



STANDARD ACCESSORIES


Adjustable Wheel Clamps



Lubricator Bucket & Brush



Tire Iron



OPTIONAL ACCESSORIES

Plastic Tool Head

#5150523



- Helps protect expensive alloy wheels
- Must have mount-demount head flange adapter. Not included.

Mounting Flange

#5150524



- Hardened steel
- Includes all mounting hardware
- Requires plastic tool head

Wheel Protection Kit


#5150535



- (3) roller replacement inserts
- (3) mount-demount head underside slides
- (4) turntable clamp covers
- (2) bead breaker blade covers

ATV Changer Clamps Kit

#5328425

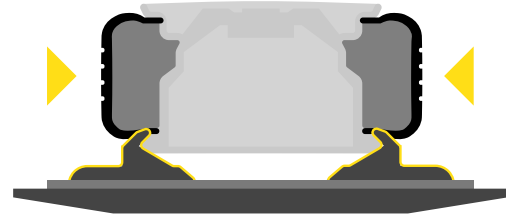
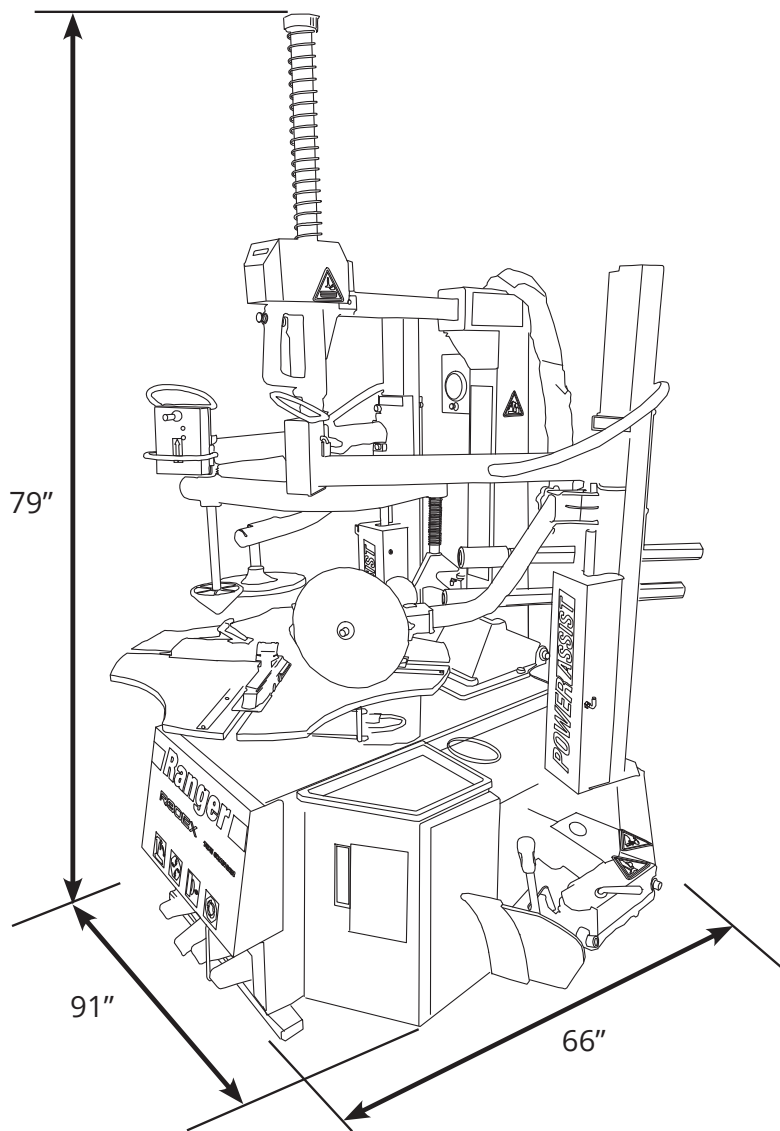


- Perfect for motorcycle and ATV wheels
- Raises external wheel clamping elevation

SPECIFICATIONS

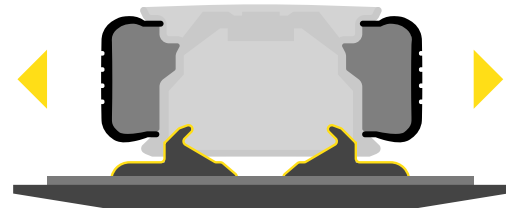
Model	R80EX Dual-Tower Assist
Voltage	208-240V, 50-60hz, 1-Ph
Min. Air Source Requirements	15 CFM, 165 PSI
Inside Wheel Clamping Range	13" - 34" (331 mm - 864 mm)
Outside Wheel Clamping Range	10" - 30" (254 mm - 762 mm)
Maximum Rim Width	15" (381 mm)
Maximum Tire Diameter	47" (1,194 mm)
Dimensions	91" (2,311 mm) W x 66" (1,677 mm) D x 79" (2,007 mm) H

*Note: Standard electrical configurations shown. Additional voltage options available upon request.



Outside Wheel Clamping Range

10 - 30" (254 - 762 mm)



Inside Wheel Clamping Range

13 - 34" (331 - 762 mm)



Maximum Tire Diameter

47" (1,473 mm)

Disclaimer: Specifications, features, and options are subject to change without notice. Illustrations may show optional equipment or accessories sold separately. Maximum wheel sizes, weights, and capacities are approximate and may vary depending on wheel type, condition, and application. Always follow manufacturer guidelines and local safety regulations when operating equipment.