

# Service Manual

## SERVICE PARTS & DIAGRAMS

### BENDPAK RJ45LP

PRODUCT SKU  
**5175579**

DRAWING Nº  
**5260610**

CATEGORY  
**Rolling Bridge Jack**

REV  
**Version F**

DATE  
**12.15.2022**



## BendPak.

This guide is a troubleshooting reference used for maintaining and servicing your Bend Pak product. It provides comprehensive information on identifying serviceable parts and components and assists in troubleshooting problems and performing assembly /disassembly procedures.

**BendPak, Inc. Corporate Office**  
1645 Lemonwood Drive  
Santa Paula, CA 93060 USA  
Toll Free US/Canada: 1-800-253-2363  
Fax: 1-805-933-9160  
info@bendpak.com

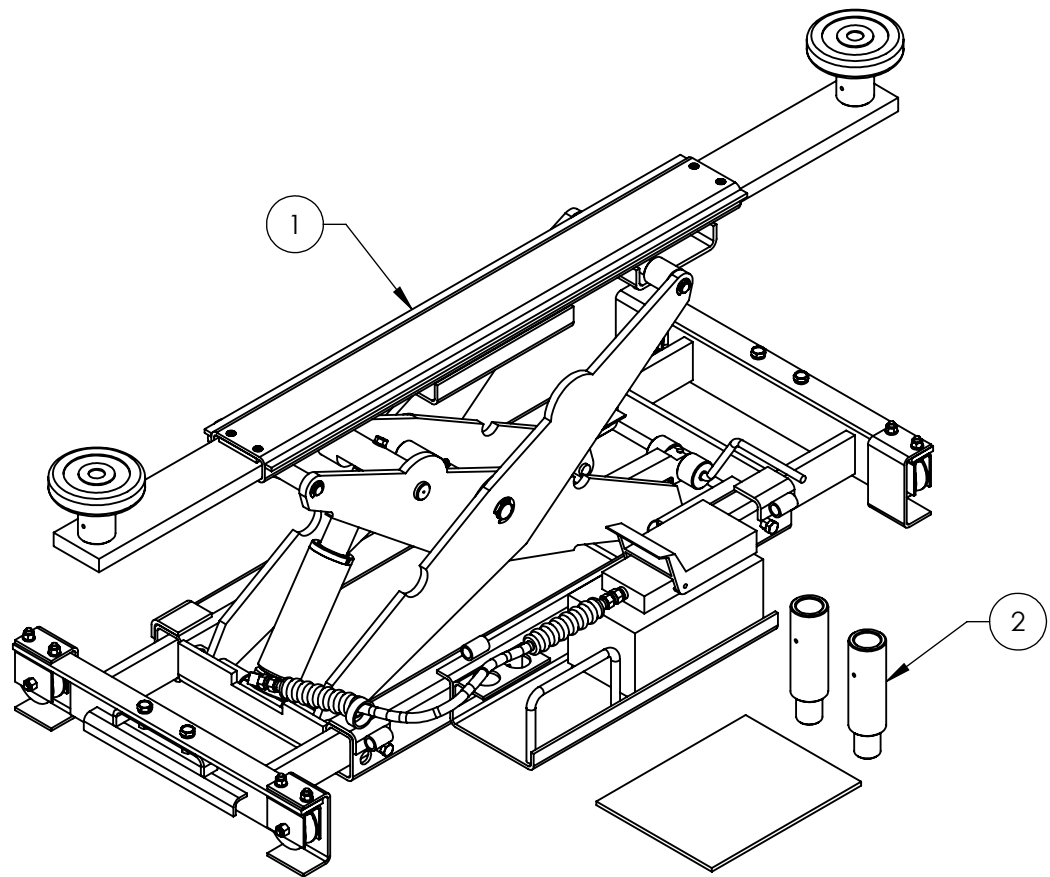
**Customer Service Desk / Warranty**  
Customer Service Representatives  
Office Tel: 1-805-933-9970  
Toll Free US/Canada: 1-800-253-2363  
Fax: 1-805-933-9160  
customerservice@bendpak.com

**Parts Orders**  
Customer Service Representatives  
Office Tel: 1-805-933-9970  
Toll Free US/Canada: 1-800-253-2363  
Fax: 1-805-933-9160  
parts@bendpak.com

**Domestic Sales & Service**  
USA Sales Representatives  
Office Tel: 1-805-933-9970  
Toll Free US/Canada: 1-800-253-2363  
Fax: 1-805-933-9160  
sales@bendpak.com

**International Sales & Service**  
Office Tel: 1-805-933-9970  
Exports Dept: 1-805-933-9970 EXT. 192  
Ext. Toll Free US/Canada: 1-800-253-2363  
Fax: 1-805-933-9160  
bpkexports@bendpak.com

REVISION				
REV	DESCRIPTION	DATE	EDITED BY	ECO#
D	ADDED 5905775 AND 5906044	09/03/2021	CA	01322
E	REPLACED LABELS WITH COLORS & GRAPHICS NOTE, REPLACED 5940053 WITH PACKAGING INSTRUCTION NOTE	09/29/2021	CA	01348
F	UPDATED BOM REVISION	08/17/2022	TM	01438



ITEM NO	PART NUMBER	DESCRIPTION	QTY	REV
1	5205013	RJ-45LP LIFT SUPERSTRUCTURE	1	C
2	5250271	DJ-4500/6000W, RJW PARTS BOX	1	F
-	5900093	RJW SERIES MANUAL	1	--

DO NOT SCALE DRAWING

DRAWN

NAME

CA

DATE

02/18/2020



1645 LEMONWOOD DR.  
SANTA PAULA, CA 93060

DIMENSIONS ARE IN MM

THIRD ANGLE PROJECTION

TITLE: RJ-45LP PRODUCTION  
LIFT VER E



PROPRIETARY AND CONFIDENTIAL  
THE INFORMATION CONTAINED IN THIS DRAWING IS  
THE SOLE PROPERTY OF BENDPAK INC. ANY  
REPRODUCTION IN PART OR AS A WHOLE WITHOUT  
THE WRITTEN PERMISSION OF BENDPAK INC. IS  
PROHIBITED.

SIZE DWG. NO. REV  
A 5260610 F

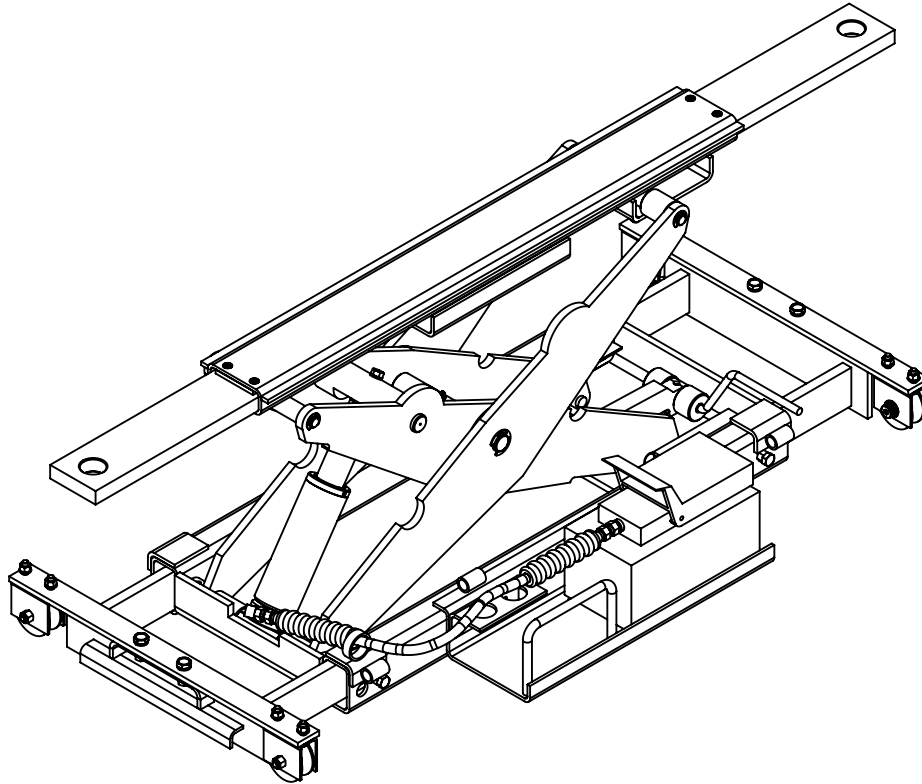
SCALE: 1:10

SHEET 1 OF 2

**NOTE: UNLESS OTHERWISE SPECIFIED.**

1. REFER TO MODEL FOR ADDITIONAL INFORMATION
2. SEE SHIPPING INSTRUCTIONS FOR FINAL PACKAGING
3. SEE COLORS & GRAPHICS FOR LABEL PLACEMENT
4. APPLY LIQUID THREAD SEALANT TO FITTINGS PRIOR TO ASSEMBLY.  
SEE BP SPECIFICATION FORM 5580012

REVISION				
REV	DESCRIPTION	DATE	EDITED BY	ECO#
A	PRODUCTION RELEASE, DERIVED FROM 5205284	02/18/2020	CA	01146
B	UPDATED BOM REVISION	11/06/2020	CA	01230
C	UPDATED BOM REVISION	08/17/2022	TM	01438



ITEM NO.	PART NUMBER	DESCRIPTION	QTY	REV
1	5600124	RJ-45LP MAIN BODY BASE WELDMENT	1	F
2	5502200	CYLINDER ASSEMBLY Ø2.0 x 4.375	1	G
3	5215111	RJ-45LP SCISSOR ASSEMBLY	1	F
4	5746031	RJ-45LP CYLINDER HINGE ROD	1	C
5	5215112	RJ-45LP EXTENSION ARM TUBE ASSEMBLY	1	G
6	5746035	RJ-45LP SCISSOR PIN ROLLER TUBE	1	C
7	5746034	RJ-45LP SCISSOR PIN	1	C
8	5746044	RJ45W SCISSOR CHANNEL SPACER	2	E
9	5746033	RJ-45LP SHORT SCISSOR PIN	1	C
10	5731122	RJ-45LP SAFETY	1	C
11	5701072	RJ-45LP SAFETY HANDLE	1	C
12	5215697	RJW BASE ARM SPRING ROLLER PLATE ASSEMBLY	2	E
13	5570806	RJW SERIES HOSE ASSY Ø6.4mm x 600mm DS	1	E
14	5585732	AIR HYDRAULIC PUMP YELLOW RJ45W PSI:4600	1	B
15	5530132	HHB 3/8"-16 x 2-1/4" GR8/CL 10.9	1	-
16	5545130	WASHER 3/8" SL	1	-
17	5530738	HHB M10 x 1.5 x 25	4	-
18	5530054	SSS M10x1.5x12	1	-
19	5530055	SSS M6x1x10	2	-
20	5535013	NUT M10 x 1.5 NL	4	-
21	5540109	E RING Ø16mm OD DIN 6799 0160	4	-
22	5550493	FTG RST -04 JIC x -06 NPT x .062 ID	1	-
23	5550086	FTG ELB -04 NPT x -04 JIC	1	-

WHERE USED  
RJ-45LP

**NOTE: UNLESS OTHERWISE SPECIFIED.**

1. REFER TO MODEL FOR ADDITIONAL INFORMATION
2. SEE SHIPPING INSTRUCTIONS FOR FINAL PACKAGING ASSEMBLE ITEMS AS SHOWN
- 3.
4. AIR HYDRAULIC PUMP MUST BE INSTALLED USING THE INCLUDED BOLTS

NEXT ASSEMBLY  
5260610

DO NOT SCALE DRAWING

DIMENSIONS ARE IN MM



NAME	DATE
DRAWN CA	02/18/2020
CHECKED OR	08/19/2022

THIRD ANGLE PROJECTION



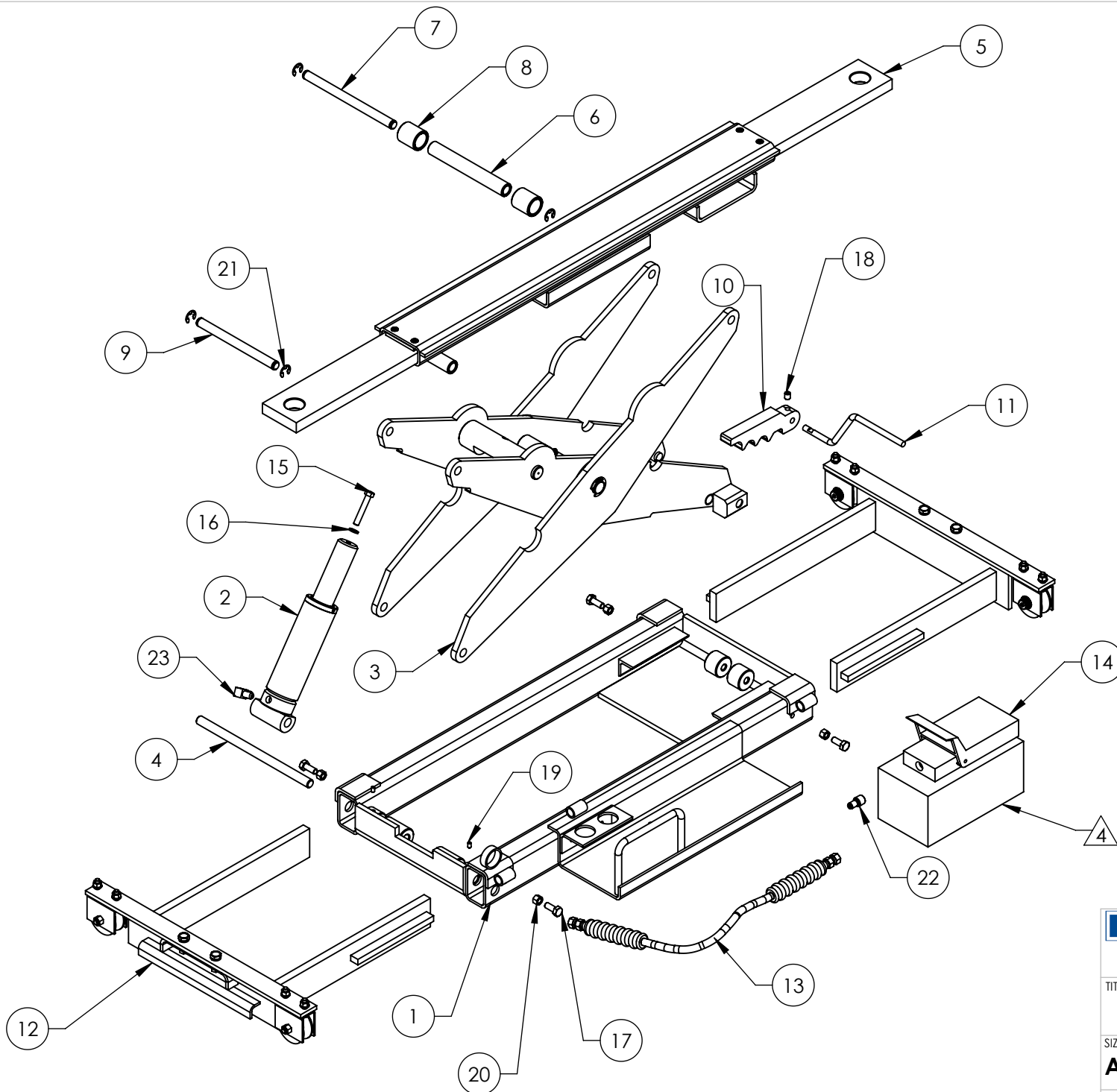
PROPRIETARY AND CONFIDENTIAL  
THE INFORMATION CONTAINED IN THIS DRAWING IS THE SOLE PROPERTY OF BENDPAK INC. ANY REPRODUCTION IN PART OR AS A WHOLE WITHOUT THE WRITTEN PERMISSION OF BENDPAK INC. IS PROHIBITED.

**BendPak**  
1645 LEMONWOOD DR.  
SANTA PAULA, CA 93060

TITLE: RJ-45LP LIFT  
SUPERSTRUCTURE

SIZE DWG. NO. REV  
**A** 5205013 C

SCALE: 1:10 SHEET 1 OF 2



**BP BendPak.**

1645 LEMONWOOD DR.  
SANTA PAULA, CA 93060

TITLE: RJ-45LP LIFT  
SUPERSTRUCTURE

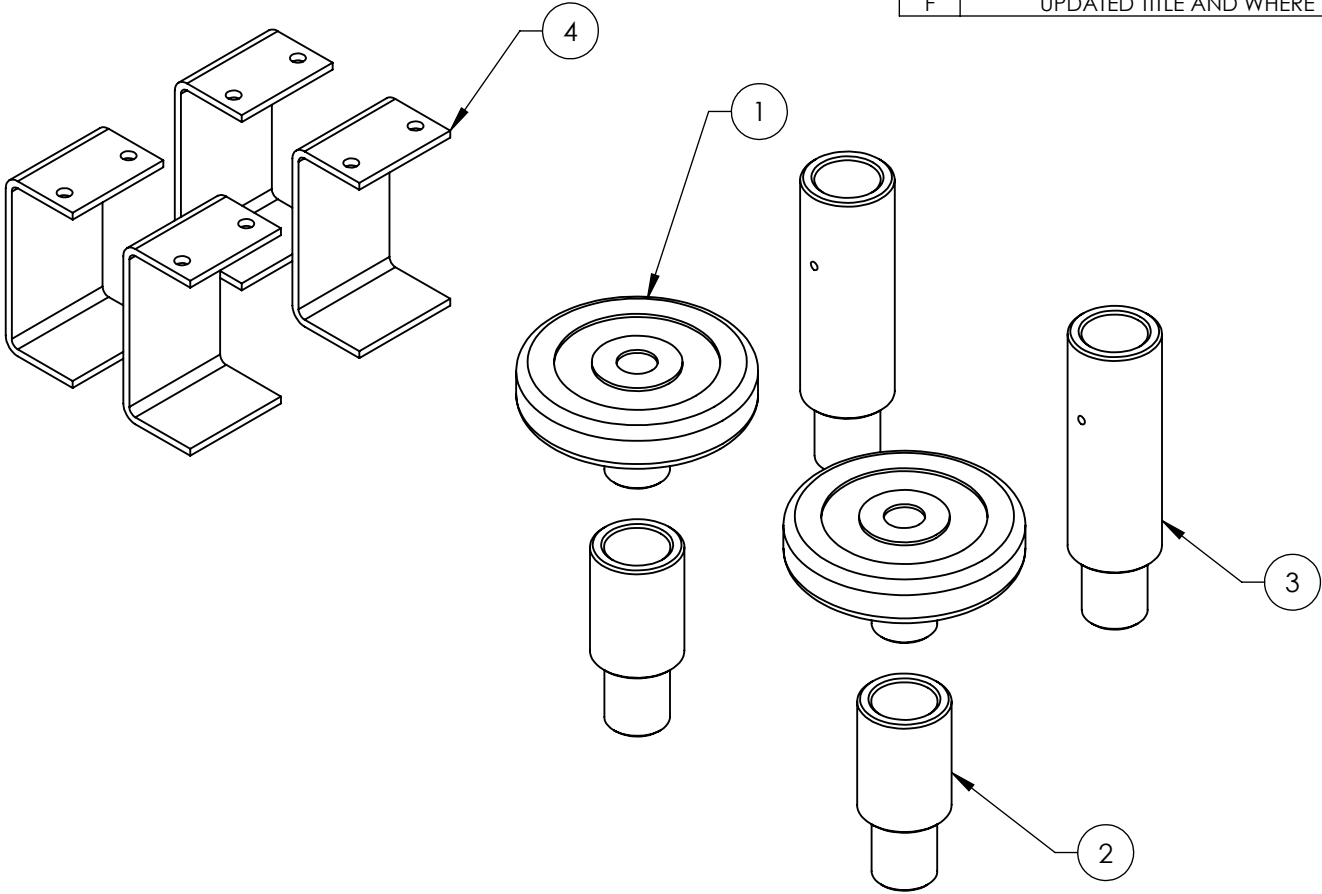
SIZE DWG. NO.  
**A** 5205013

REV  
**C**

SCALE: 1:10

SHEET 2 OF 2

REVISION				
REV	DESCRIPTION	DATE	EDITED BY	ECO#
D	ADDED 5580012, UPDATED NEXT ASSEMBLY	02/25/2020	CA	01146
E	REMOVED 5580012, UPDATED TITLE AND NEXT ASSEMBLIES	09/30/2020	TM	01213
F	UPDATED TITLE AND WHERE USED	04/06/2021	TM	01293



WHERE USED
DJ-4500
DJ-6000W
RJ-45LP
RJ45W
RJ6W
RJ7W

ITEM NO.	PART NUMBER	DESCRIPTION	QTY.	REV
1	5215507	ROUND LIFT PAD ADAPTER ASSEMBLY	2	G
2	5746390	MEDIUM LIFT PAD EXTENSION Ø35 x 113mm	2	E
3	5746395	LONG LIFT PAD EXTENSION Ø35 x 182mm	2	D
4	5701543	RJW SPRING PLATE SAFETY BRACKET	4	D

DO NOT SCALE DRAWING

NAME	DATE
DRAWN TS	12/04/2018
CHECKED OR	04/12/2021



1645 LEMONWOOD DR.  
SANTA PAULA, CA 93060

DIMENSIONS ARE IN MM

THIRD ANGLE PROJECTION



PROPRIETARY AND CONFIDENTIAL  
 THE INFORMATION CONTAINED IN THIS DRAWING IS  
 THE SOLE PROPERTY OF BENDPAK INC. ANY  
 REPRODUCTION IN PART OR AS A WHOLE WITHOUT  
 THE WRITTEN PERMISSION OF BENDPAK INC. IS  
 PROHIBITED.

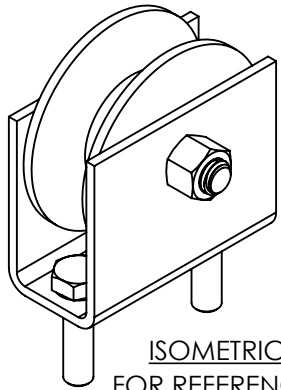
TITLE: DJ-4500/6000W, RJW PARTS BOX  
 SIZE DWG. NO. A 5250271  
 SCALE: 1:4

REV F  
 SHEET 1 OF 1

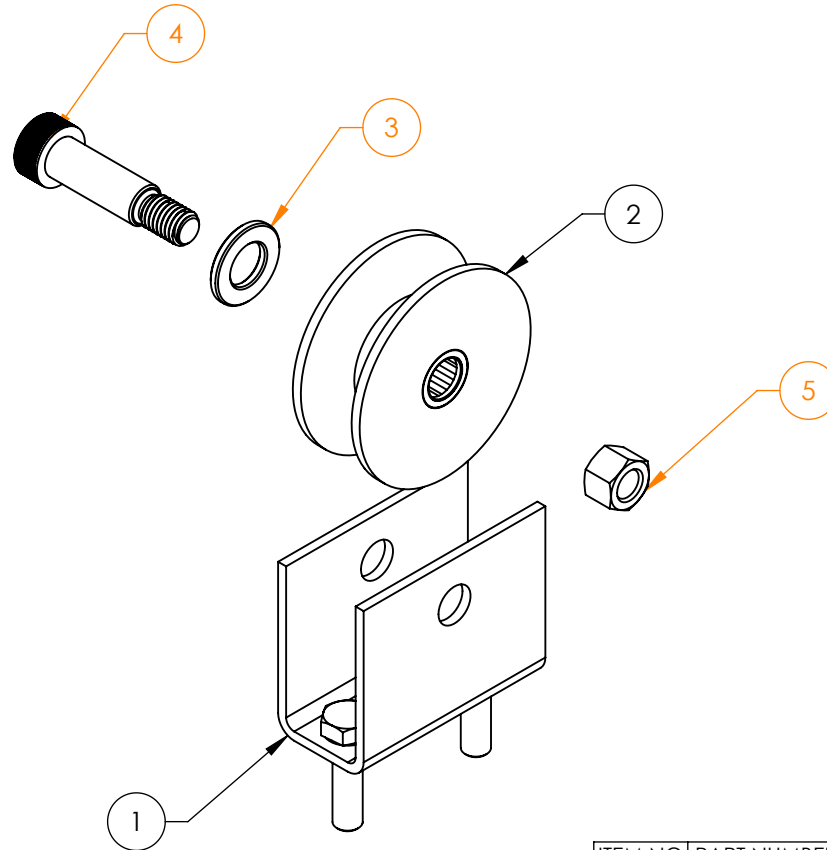
NEXT ASSEMBLY
5260194
5260283
5260284
5260610
5260638
5260639

**NOTE: UNLESS OTHERWISE SPECIFIED.**

1. SEE SHIPPING INSTRUCTIONS FOR FINAL PACKAGING



ISOMETRIC VIEW  
FOR REFERENCE ONLY  
DO NOT SCALE



REVISION				
REV	DESCRIPTION	DATE	EDITED BY	ECO#
C	WAS WELDED NOW ASSEMBLED, REMOVED 5505063, ADDED 5545347, 5530347, 5535013, UPDATED TITLE TO REFLECT MARKETING, UPDATED BOM REVISIONS	12/05/2018	TS	01038
D	REPLACED 5701254 WITH 5601393	06/06/2019	TM	01093
E	REPLACED 5530347 WITH 55303370	02/18/2020	CA	01120

ITEM NO	PART NUMBER	DESCRIPTION	QTY	REV
1	5601393	RJW ROLLER BRACKET WELDMENT	1	A
2	5575040	RJW ROLLER ASSEMBLY	1	C
3	5545347	WASHER, M12 FLAT WASHER	1	--
4	5530370	SHSS M10 x 1.50 x 32mm SHOULDER	1	--
5	5535013	NUT M10 x 1.5 NL	1	--

WHERE USED
RJ-45LP
RJ45W
RJ6W
RJ7W

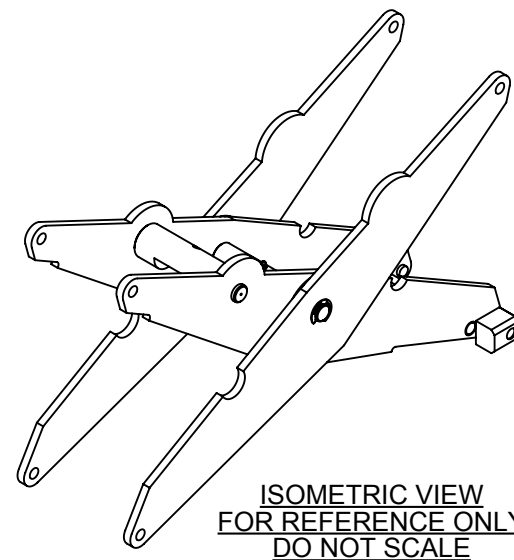
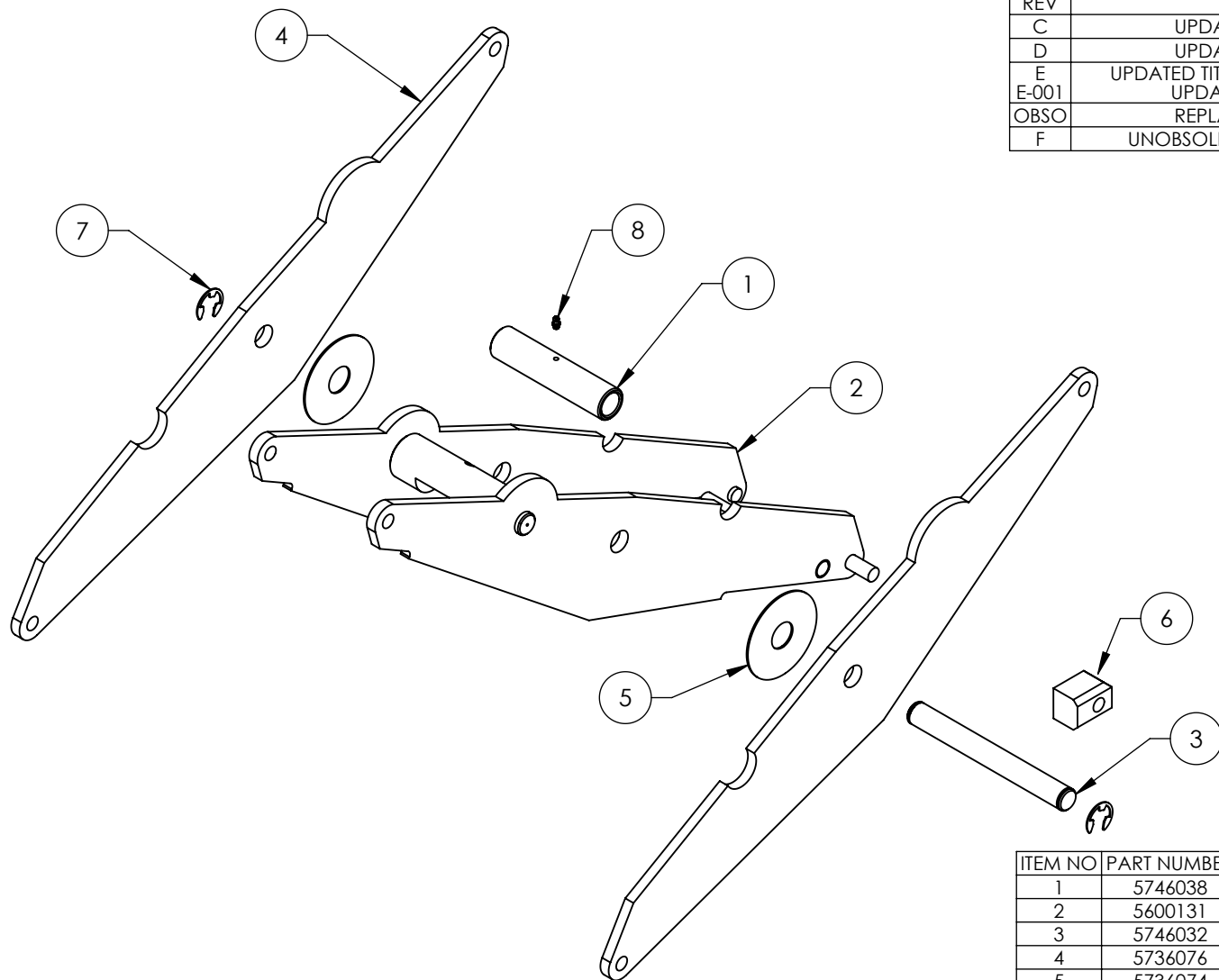
**NOTE: UNLESS OTHERWISE SPECIFIED.**

1. ASSEMBLE ITEMS AS SHOWN

NEXT ASSEMBLY
5215697
5215816

DO NOT SCALE DRAWING	NAME	DATE	<b>BP BendPak®</b> 1645 LEMONWOOD DR. SANTA PAULA, CA 93060	
DIMENSIONS ARE IN MM	DRAWN	TS 12/08/2017		
	CHECKED	OR 03/04/2020		
	THIRD ANGLE PROJECTION		TITLE:	
			RJW ROLLER BRACKET ASSEMBLY	
			SIZE DWG. NO.	
			A 5210165	REV
				E
			SCALE: 1:2	SHEET 1 OF 1

PROPRIETARY AND CONFIDENTIAL  
THE INFORMATION CONTAINED IN THIS DRAWING IS THE SOLE PROPERTY OF BENDPAK INC. ANY REPRODUCTION IN PART OR AS A WHOLE WITHOUT THE WRITTEN PERMISSION OF BENDPAK INC. IS PROHIBITED.



REVISION				
REV	DESCRIPTION	DATE	EDITED BY	ECO#
C	UPDATED BOM REVISION	06/10/2010	TM	00369
D	UPDATED BOM REVISION	09/15/2010	AC	00405
E	UPDATED TITLE TO REFLECT MARKETING	05/18/2011		00461
E-001	UPDATED NEXT ASSEMBLY	02/17/2015	TM	00688
OBSO	REPLACED WITH 5215427	08/24/2015	TM	00719
F	UNOBSOLETE FOR REUSE IN RJ-45LP	02/21/2020	CA	01146

ITEM NO	PART NUMBER	DESCRIPTION	QTY	REV
1	5746038	RJ-45LP SCISSOR SPACER	1	B
2	5600131	RJ-45LP INNER SCISSOR WELDMENT	1	D
3	5746032	RJ-45LP LARGE SCISSOR PIN	1	B
4	5736076	RJ-45LP OUTER SCISSOR ARM	2	C
5	5736074	RJW SCISSOR ARM SPACER	2	D
6	5716007	RJ-45LP SCISSOR SLIDE BLOCK	2	B
7	5540275	E RING Ø25mm OD DIN 6799 0250	2	-
8	5550025	FTG GRS M6 x 1.0	1	-

WHERE USED  
RJ-45LP

**NOTE: UNLESS OTHERWISE SPECIFIED.**

1. ASSEMBLE ITEMS AS SHOWN

NEXT ASSEMBLY  
5205013

DO NOT SCALE DRAWING

DIMENSIONS ARE IN MM



NAME	DATE
DRAWN AC	01/04/2010
CHECKED OR	03/04/2020

THIRD ANGLE PROJECTION

PROPRIETARY AND CONFIDENTIAL  
THE INFORMATION CONTAINED IN THIS DRAWING IS  
THE SOLE PROPERTY OF BENDPAK INC. ANY  
REPRODUCTION IN PART OR AS A WHOLE WITHOUT  
THE WRITTEN PERMISSION OF BENDPAK INC. IS  
PROHIBITED.

**BendPak**  
1645 LEMONWOOD DR.  
SANTA PAULA, CA 93060

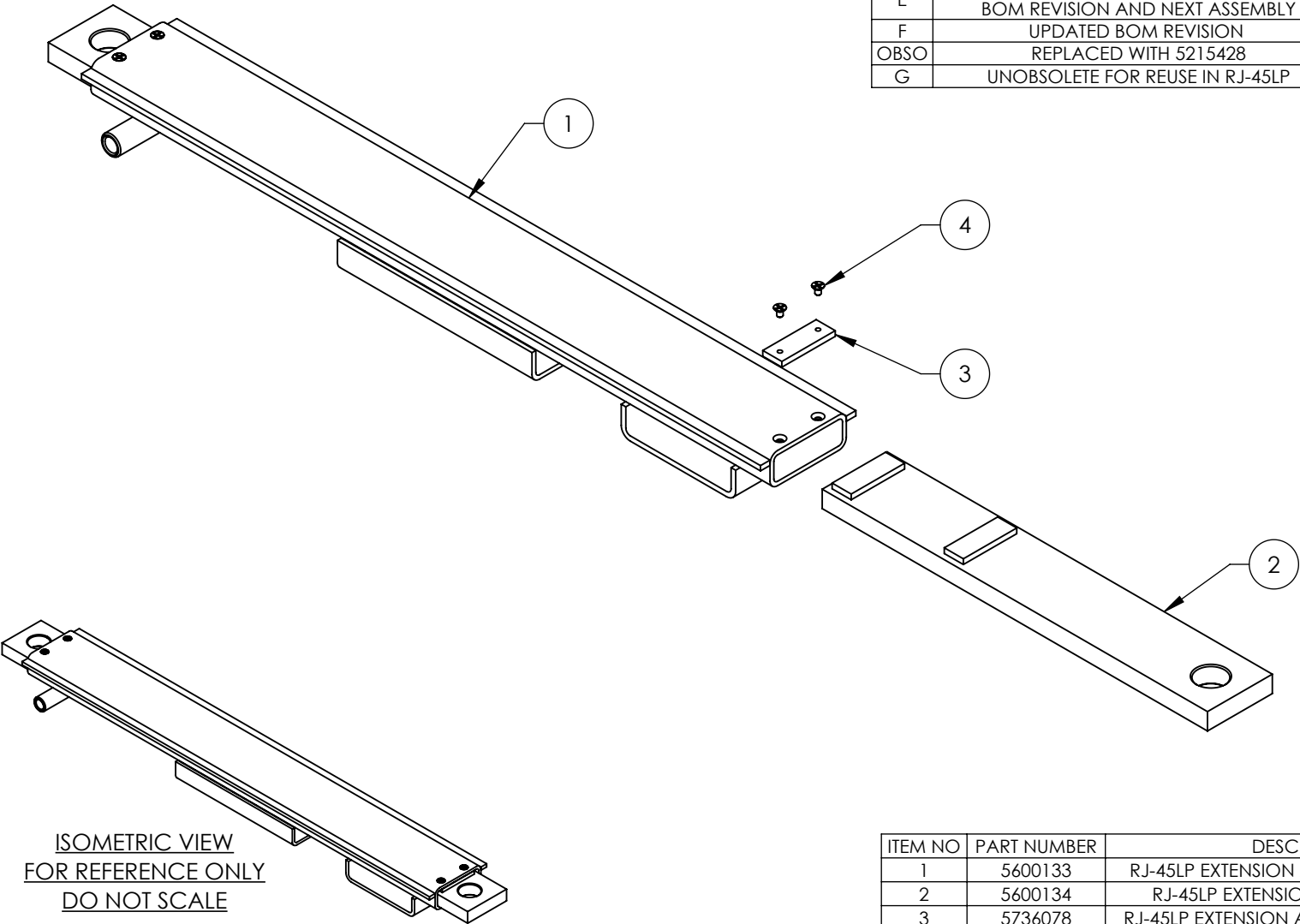
TITLE: RJ-45LP SCISSOR  
ASSEMBLY

SIZE DWG. NO.	REV
A 5215111	F

SCALE: 1:7

SHEET 1 OF 1

REVISION				
REV	DESCRIPTION	DATE	EDITED BY	ECO#
D	UPDATED BOM REVISION	02/17/2012	TM	00490
E	REPLACED 5530214 WITH 5530058, UPDATED BOM REVISION AND NEXT ASSEMBLY	02/16/2015	TM	00688
F	UPDATED BOM REVISION	04/02/2015	MR	00696
OBSO	REPLACED WITH 5215428	08/24/2015	TM	00719
G	UNOBSOLETE FOR REUSE IN RJ-45LP	02/19/2020	CA	01146



ITEM NO	PART NUMBER	DESCRIPTION	QTY	REV
1	5600133	RJ-45LP EXTENSION ARM TUBE WELDMENT	1	E
2	5600134	RJ-45LP EXTENSION ARM WELDMENT	2	C
3	5736078	RJ-45LP EXTENSION ARM TUBE STOP BLOCK	2	C
4	5530058	FHPS M6 x 1.0 x 10	4	-

DO NOT SCALE DRAWING

DIMENSIONS ARE IN MM



NAME	DATE
DRAWN AC	01/04/2009
CHECKED OR	03/04/2020

THIRD ANGLE PROJECTION

PROPRIETARY AND CONFIDENTIAL  
THE INFORMATION CONTAINED IN THIS DRAWING IS THE SOLE PROPERTY OF BENDPAK INC. ANY REPRODUCTION IN PART OR AS A WHOLE WITHOUT THE WRITTEN PERMISSION OF BENDPAK INC. IS PROHIBITED.

<b>BendPak</b>
1645 LEMONWOOD DR. SANTA PAULA, CA 93060

TITLE:  
RJ-45LP EXTENSION ARM  
TUBE ASSEMBLY

SIZE	DWG. NO.	REV
A	5215112	G

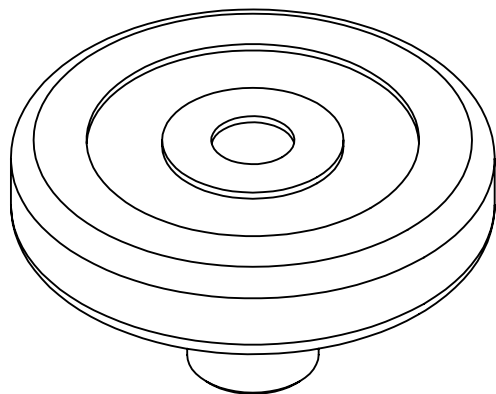
SCALE: 1:6 SHEET 1 OF 1

WHERE USED
RJ-45LP

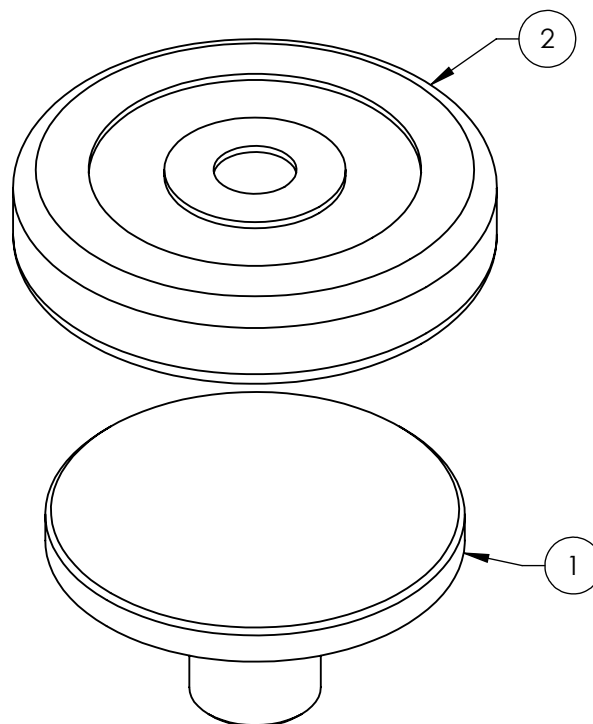
**NOTE: UNLESS OTHERWISE SPECIFIED.**  
1. ASSEMBLE ITEMS AS SHOWN

NEXT ASSEMBLY
5205013





ISOMETRIC VIEW  
FOR REFERENCE ONLY  
DO NOT SCALE



REVISION				
REV	DESCRIPTION	DATE	EDITED BY	ECO#
E	UPDATE BOM REVISION AND NEXT ASSEMBLY	12/19/2012	TM	00572
E-001	UPDATED NEXT ASSEMBLY	03/14/2013	TM	00586
E-002	UPDATED NEXT ASSEMBLY	06/21/2013	TM	00605
E-003	UPDATED NEXT ASSEMBLY	10/16/2014	TM	00663
E-004	UPDATED NEXT ASSEMBLY	03/24/2015	MR	00691
E-005	UPDATED NEXT ASSEMBLY	08/06/2015	JM	00715
E-006	UPDATED NEXT ASSEMBLY	11/24/2015	TM	00738
E-007	UPDATED NEXT ASSEMBLY	01/21/2016	TM	00739
E-008	UPDATED NEXT ASSEMBLY	05/25/2017	TS	00833
E-009	UPDATED NEXT ASSEMBLY	09/12/2017	TM	00867
F	UPDATED BOM REVISION	02/02/2018	TS	00922
G	UPDATED BOM REVISION AND NEXT ASSEMBLY	05/31/2018	TM	00953

WHERE USED	
QUICKJACK SERIES	MAXJAX
P9000 SERIES	D2-10 SERIES
MD-6XP	DMR-6
DMR-6	D2-8F
SP-7XE SERIES	HD-7BXT ACCY
GP-7 SERIES	
RJ-45LP	
RJW SERIES	
RBJ7000A	

**NOTE: UNLESS OTHERWISE SPECIFIED.**

- SEE SHIPPING INSTRUCTIONS FOR FINAL PACKAGING
- ASSEMBLE ITEMS AS SHOWN

NEXT ASSEMBLY	
5150561	5250273
5210163	5250288
5210194	5250293
5210214	5250297
5215865	5250298
5215866	5250316
5216062	
5250080	5250328
5250115	5250331
5250128	5250373
5250271	5250374

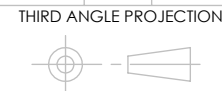
ITEM NO	PART NUMBER	DESCRIPTION	QTY	REV
1	5600588	ROUND LIFT PAD WELDMENT	1	C
2	5715017	ROUND LIFT PAD ADAPTER POLYURETHANE PAD	1	E

DO NOT SCALE DRAWING

DIMENSIONS ARE IN MM



NAME	DATE
DRAWN AC	12/30/2010
CHECKED CA	06/18/2018



PROPRIETARY AND CONFIDENTIAL  
THE INFORMATION CONTAINED IN THIS DRAWING IS  
THE SOLE PROPERTY OF BENDPAK INC. ANY  
REPRODUCTION IN PART OR AS A WHOLE WITHOUT  
THE WRITTEN PERMISSION OF BENDPAK INC. IS  
PROHIBITED.

**BP BendPak**  
1645 LEMONWOOD DR.  
SANTA PAULA, CA 93060

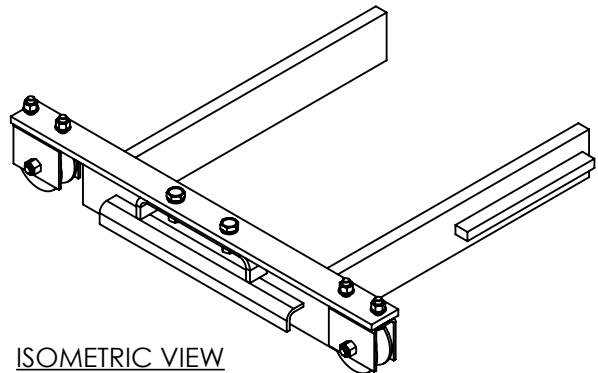
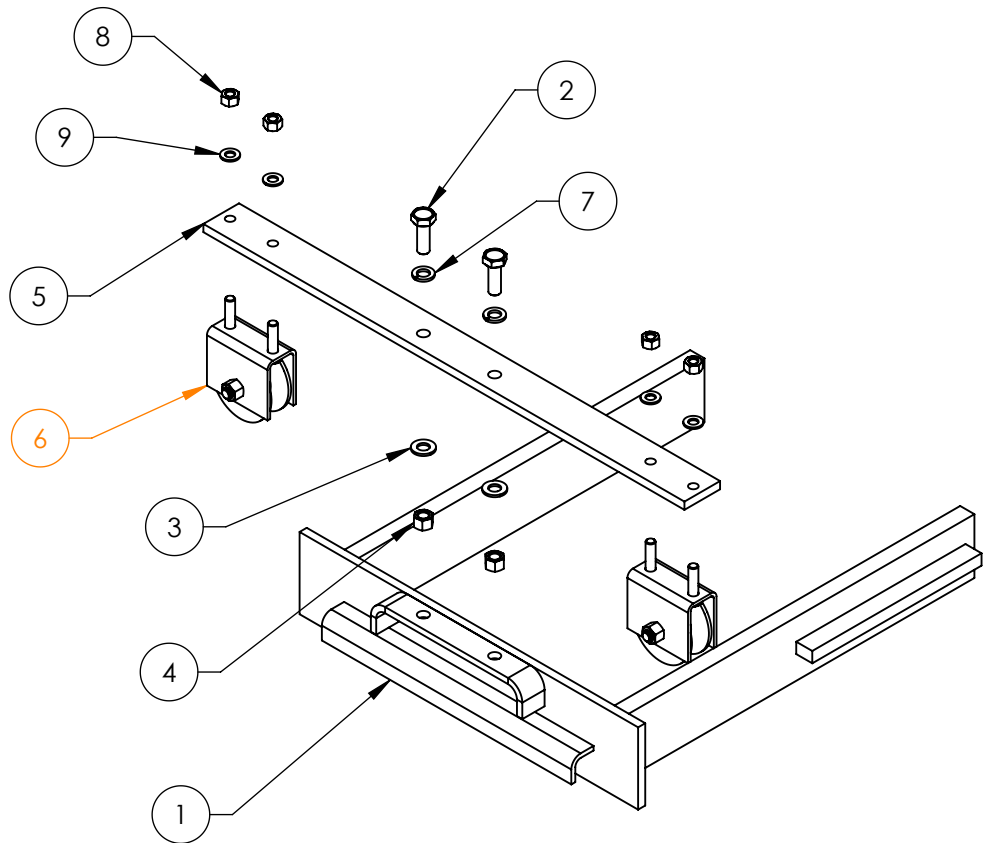
TITLE: ROUND LIFT PAD  
ADAPTER ASSEMBLY

SIZE	DWG. NO.	REV
A	5215507	G

SCALE: 1:2

SHEET 1 OF 1

REVISION				
REV	DESCRIPTION	DATE	EDITED BY	ECO#
C	REMOVED 5701543, UPDATD TITLE TO REFLECT MARKETING, UPDATED BOM REVISIONS AND NEXT ASSEMBLY	12/05/2018	TS	01038
D	REPLACED 5545005 WITH 5545012, 5535357 WITH 5535001, REMOVED 5530756 AND 5545026, UPDATED BOM REVISIONS	06/06/2019	TM	01093
E	UPDATED BOM REVISION AND NEXT ASSEMBLY	02/24/2020	CA	01146



ISOMETRIC VIEW  
FOR REFERENCE ONLY  
DO NOT SCALE

ITEM NO	PART NUMBER	DESCRIPTION	QTY	REV
1	5620292	RJW BASE EXTENSION ARM SPRING ROLLER PLATE WELDMENT	1	C
2	5530021	HHB, M10 x 1.5 x 30	2	--
3	5545341	WASHER M10 x Ø20 FLAT	2	--
4	5535013	NUT M10 x 1.5 NL	2	--
5	5737039	RJW SPRING PLATE	1	D
6	5210165	RJW ROLLER BRACKET ASSEMBLY	2	E
7	5545200	WASHER M10 x Ø18 SL	2	--
8	5535001	NUT M8 x 1.25 NL	4	--
9	5545012	WASHER, M8x16x1.6mm FLAT	4	--

WHERE USED
RJ-45LP
RJ45W
RJ7W

**NOTE: UNLESS OTHERWISE SPECIFIED.**

- SEE SHIPPING INSTRUCTIONS FOR FINAL PACKAGING
- ASSEMBLE ITEMS AS SHOWN

NEXT ASSEMBLY
5205008
5205011
5205013

DO NOT SCALE DRAWING

DIMENSIONS ARE IN MM



NAME	DATE
DRAWN TS	12/06/2017
CHECKED OR	03/04/2020

THIRD ANGLE PROJECTION

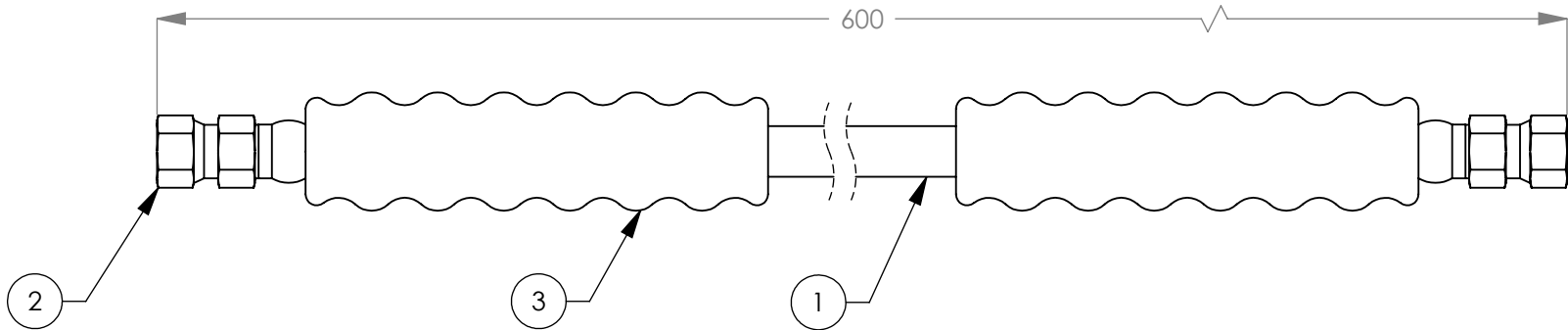


PROPRIETARY AND CONFIDENTIAL  
THE INFORMATION CONTAINED IN THIS DRAWING IS THE SOLE PROPERTY OF BENDPAK INC. ANY REPRODUCTION IN PART OR AS A WHOLE WITHOUT THE WRITTEN PERMISSION OF BENDPAK INC. IS PROHIBITED.

BendPak	
1645 LEMONWOOD DR. SANTA PAULA, CA 93060	

TITLE:	
RJW BASE ARM SPRING ROLLER PLATE ASSEMBLY	
SIZE	DWG. NO.
A	5215697
REV	SCALE: 1:6
E	SHEET 1 OF 1

REVISION				
REV	DESCRIPTION	DATE	EDITED BY	ECO#
C	UPDATED 5570171 TO SHOW ROUTING	03/17/2015	TM	00692
C-001	UPDATED NEXT ASSEMBLIES	08/21/2015	TM	00719
D	UPDATED TITLE AND NEXT ASSEMBLIES	02/29/2016	CA	00739
E	UPDATED TITLE TO REFLECT MARKETING, UPDATED NEXT ASSEMBLIES	12/28/2018	TS	01038



WHERE USED
RJ-45LP
RJ45W
RJ7W
RJ9W
RBJ7000A
RBJ4500 BYB
RBJ15000
RBJ18000
RBJ25000

**NOTE: UNLESS OTHERWISE SPECIFIED.**

- FOR ITEM 1 SPECIFICATIONS REFER TO PART SPECIFICATION FORM
- LENGTH SHOWN IS AFTER SWAGING
- ITEM 1 QTY FOR REFERENCE ONLY
- 10,000 PSI / 700 BAR WORKING PRESSURE
- 40,000 PSI / 2800 BAR MIN. BURST PRESSURE

ITEM NO	PART NUMBER	DESCRIPTION	QTY	REV
1	5570171	HOSE; Ø6.35 RJ SERIES HYDRAULIC HOSE	534mm*	-
2	5550325	FTG NPL Ø1/4 CRIMP x -04 JIC	2	-
3	5570037	HOSE BEND RESTRICTOR	2	-

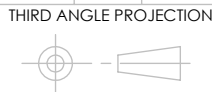
NEXT ASSEMBLY
5205005
5205006
5205007
5205008
5205009
5205010
5205011
5205012
5205013

DO NOT SCALE DRAWING

DIMENSIONS ARE IN MM  
TOLERANCES:  
0. = ±1.5  
0.0 = ±0.5

SURFACE FINISH 1.6 ISO Ra µm  
FOR MACHINED SURFACES  
UNLESS OTHERWISE SPECIFIED

NAME	DATE
DRAWN AC	01/16/2010
CHECKED CA	04/24/2019



PROPRIETARY AND CONFIDENTIAL  
THE INFORMATION CONTAINED IN THIS DRAWING IS  
THE SOLE PROPERTY OF BENDPAK INC. ANY  
REPRODUCTION IN PART OR AS A WHOLE WITHOUT  
THE WRITTEN PERMISSION OF BENDPAK INC. IS  
PROHIBITED.



TITLE: RJW SERIES HOSE ASSY  
Ø6.4mm x 600mm DS

SIZE	DWG. NO.	REV
A	5570806	E
SCALE: 1:2		SHEET 1 OF 1

## PART SPECIFICATION FORM STANDARD

<b>BENDPAK Number:</b>	5900093
<b>MRP Description:</b>	RJW SERIES MANUAL
<b>Date:</b>	10/27/2020
<b>ECO :</b>	---

### 1. Engineering Specification

#### **Application:**

INSTALLATION MANUAL

#### **Detailed Description:**

#### **Print Settings for BendPak Manuals**

Unless otherwise specified, use these settings for printing BendPak manuals:

- **Color:** Black and White.
- **Size:** A4 (210 to 297 mm), 8.5 by 11 inches (216 to 279 mm), or between
- **Binding:** Saddle stitched
- **Paper:** 100 to 120 gsm (27 to 32 pound), uncoated



1645 Lemonwood Dr.  
Santa Paula, CA, 93060 USA  
Toll Free: 1 (800) 253-2863  
Tel: 1 (805) 933-9970  
bendpak.com

#### **Rolling Bridge Jacks**

#### **Installation and Operation Manual**

Manual P/N 5900093 — Manual Revision B — Released October 2020

#### **Models:**

- RJ45LP
- RJ45W
- RJ6W
- RJ7W
- RJ9W



Designed and engineered by BendPak Inc. in Southern California, USA. Made in China.



**Read the *entire* contents of this manual *before* using this product.** Failure to follow the instructions and safety precautions in this manual can result in serious injury or death. Make sure all other operators also read this manual. Keep the manual near the product for future reference. **By proceeding with setup and operation, you agree that you fully understand the contents of this manual and assume full responsibility for product use.**

### 2. Vendor Information (Or for Reference)

Approved Vendor	Vendor Part #	Contact #	Preferred Vendor
1)			
OR BENDPAK ENGINEERING APPROVED EQUIVALENT			

# RJ-W Series (45, 6, 7, 9) & RJ45LP Label Positioning

A



## Rolling Jack Service Warning Decal.pdf:

Size: 11"W x 1"H

Material: White Vinyl Pressure Sensitive Adhesive

Thickness: 4 Mil

Ink: U.V. protected CMYK 4/C Process

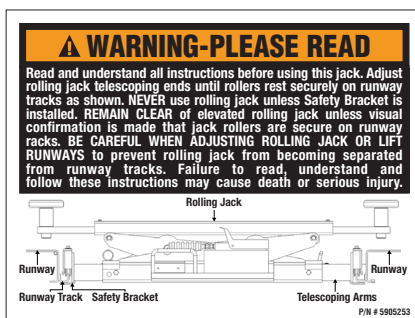
Finish: Polished

Print Process: Offset Lithography - 200 line-screen or 300 p.p.i. for digital

Lamination: Clear-gloss over-laminate for abrasion, chemical, and ultra violet protection

PN 5905552

B



## Rolling Jack Warning Decal.pdf:

Size: 4"W x 3"H

Material: White Vinyl Pressure Sensitive Adhesive

Thickness: 4 Mil

Ink: U.V. protected CMYK 2/C Process

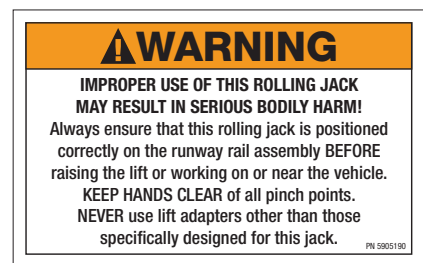
Finish: Polished

Print Process: Offset Lithography - 200 line-screen or 300 p.p.i. for digital

Lamination: Clear-gloss over-laminate for abrasion, chemical, and ultra violet protection

PN 5905253

C



## Warning Improper Use Label.pdf:

Size: 4"W x 2.5"H

Material: White Vinyl Pressure Sensitive Adhesive

Thickness: 4 Mil

Ink: U.V. protected CMYK 2/C Process

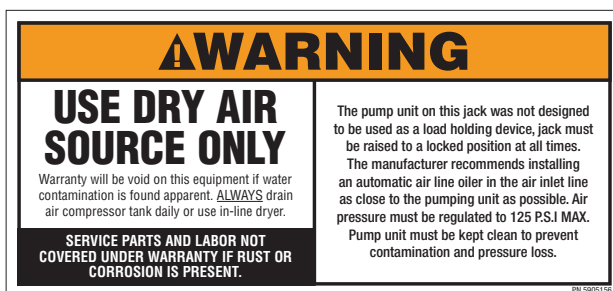
Finish: Polished

Print Process: Offset Lithography - 200 line-screen or 300 p.p.i. for digital

Lamination: Clear-gloss over-laminate for abrasion, chemical, and ultra violet protection

PN 5905190

D



## Warning Dry Air Label.pdf:

Size: 7"W x 3.5"H

Material: White Vinyl Pressure Sensitive Adhesive

Thickness: 4 Mil

Ink: U.V. protected CMYK 2/C Process

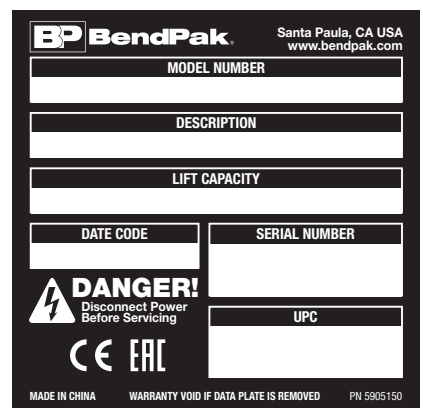
Finish: Polished

Print Process: Offset Lithography - 200 line-screen or 300 p.p.i. for digital

Lamination: Clear-gloss over-laminate for abrasion, chemical, and ultra violet protection

PN 5905156

E



## 2020 Serial Tag-E-5905150.pdf:

PN 5905150

Size: 3"W x 3"H

Material: 2 Mil. Gloss polyester thermal transfer label with a high performance permanent acrylic adhesive.

Ink: 1 Color-Black